

Equivalent Continuous Sound Pressure Level

MP01 Jeneč

February 2024

	Total Sound [dB]		Aircraft Sound [dB]		Ambient Sound [dB]	
	L _{Aeq,T} DAY	L _{Aeq,T} NIGHT	L _{Aeq,T} DAY	L _{Aeq,T} NIGHT	L _{Aeq,T} DAY	L _{Aeq,T} NIGHT
01/02/2024	58.9	51.7	58.2	51.0	50.3	43.3
02/02/2024	59.2	53.5	58.5**	53.2	50.7	42.2
03/02/2024	57.8	52.3	57.2	51.9	48.6	41.9
04/02/2024	59.3	50.4	58.9	49.8	48.3	41.2
05/02/2024	*	*	*	*	*	*
06/02/2024	58.0	44.2	57.1**	37.7	50.7	43.1
07/02/2024	57.8	*	57.1	*	49.4	*
08/02/2024	58.4	51.7	57.9	51.2	48.6	42.0
09/02/2024	59.3	54.5	58.9	54.3	49.5	40.7
10/02/2024	54.6	49.6	52.7	48.8	50.1	42.1
11/02/2024	59.0	50.4	58.7	49.9	47.1	40.4
12/02/2024	59.5	50.7	58.6	50.1	52.3	41.9
13/02/2024	57.5	50.9	56.8	50.3	49.1	42.0
14/02/2024	58.4	51.6	57.7	51.1	49.5	42.0
15/02/2024	58.7	52.4	58.1	52.0	49.5	42.3
16/02/2024	59.1	53.2	58.5	52.9	50.5	41.3
17/02/2024	58.5	51.5	58.0	50.9	49.0	42.5
18/02/2024	58.0	51.5	57.7	51.1	47.4	41.3
19/02/2024	59.3	52.7	58.9	52.3	49.5	42.7
20/02/2024	57.8	48.7	57.0	48.0	49.7	40.9
21/02/2024	58.2	51.0	57.5	50.6	49.8	40.6
22/02/2024	58.8	52.5	58.2	52.1	49.8	42.1
23/02/2024	59.5	55.7	58.7	55.5	51.6	42.6
24/02/2024	58.8	49.4	56.7**	49.0	54.5	39.0
25/02/2024	57.0	50.5	56.3	49.3	48.8	44.5
26/02/2024	58.3	50.5	57.8	49.4	49.2	43.9
27/02/2024	55.7	49.7	53.9	47.8	50.9	45.0
28/02/2024	56.7	52.1	55.7	51.6	49.9	42.1
29/02/2024	55.9	50.3	54.0	49.3	51.4	43.2
Sum	58.3	51.7	57.5	51.2	50.2	42.3

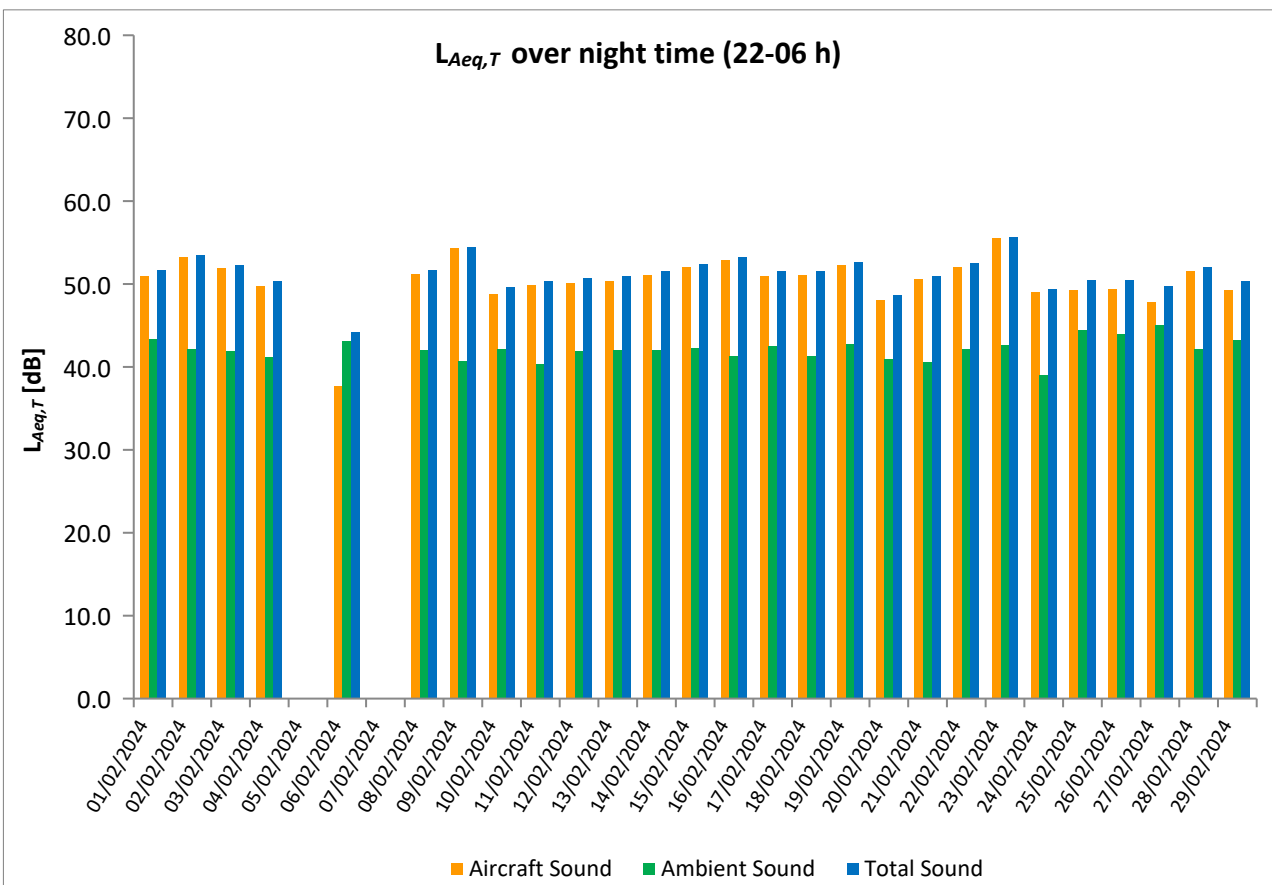
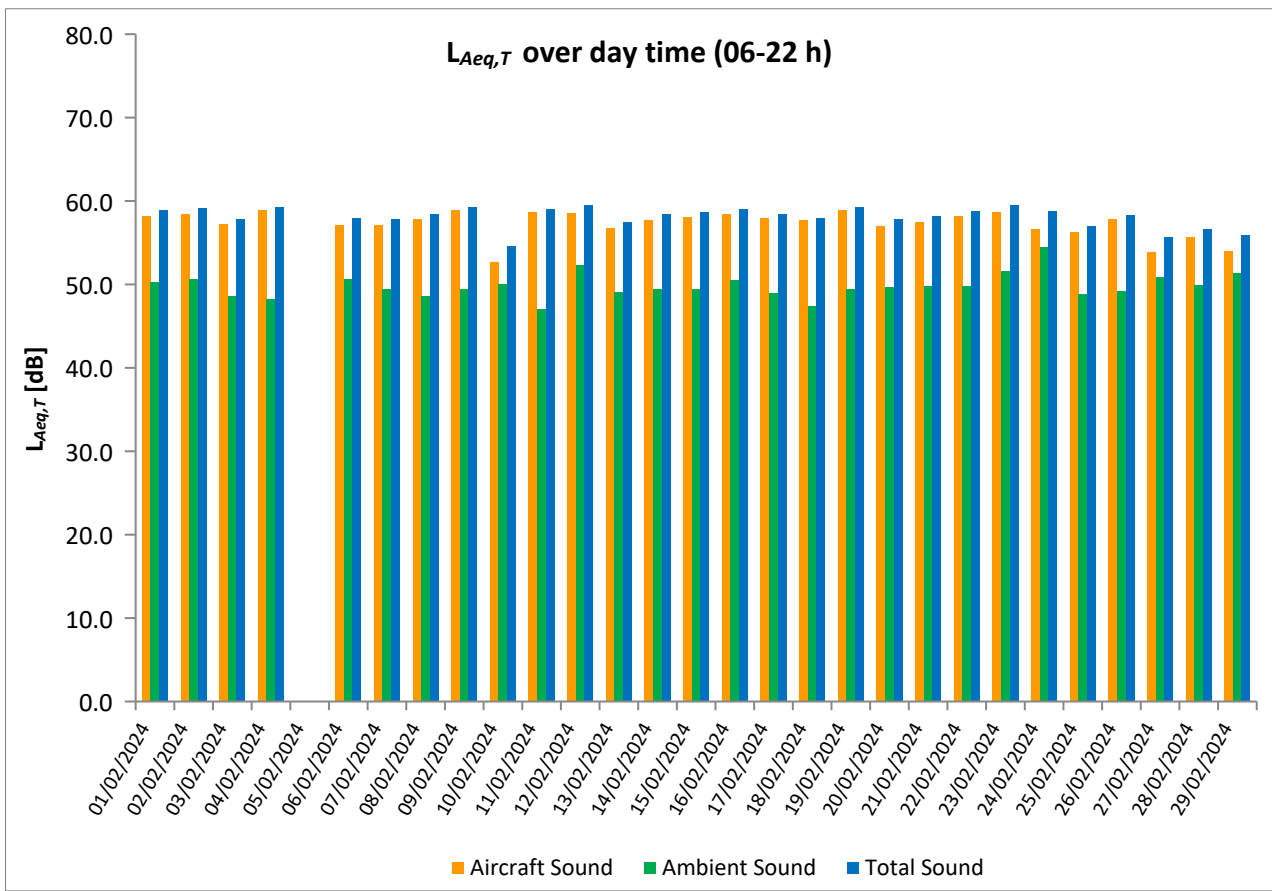
* Availability < 50%

** One or more events measured at wind speed above 5 m/s, not included into calculation

Equivalent Continuous Sound Pressure Level

MP01 Jeneč

February 2024



Equivalent Continuous Sound Pressure Level

MP02 Červený Újezd

February 2024

	Total Sound [dB]		Aircraft Sound [dB]		Ambient Sound [dB]	
	L _{Aeq,T} DAY	L _{Aeq,T} NIGHT	L _{Aeq,T} DAY	L _{Aeq,T} NIGHT	L _{Aeq,T} DAY	L _{Aeq,T} NIGHT
01/02/2024	54.4	46.5	52.1	45.1	50.5	41.1
02/02/2024	53.8	47.8	52.4**	47.1	48.1	39.5
03/02/2024	53.4	46.1	51.5**	45.1	48.8	39.2
04/02/2024	53.7	45.6	52.2	43.9	48.3	40.9
05/02/2024	*	*	*	*	*	*
06/02/2024	53.1	43.3	50.5	39.8	49.6	40.7
07/02/2024	52.6	49.9	50.5	48.8	48.5	43.2
08/02/2024	53.3	45.8	51.8	45.1	48.0	38.0
09/02/2024	54.8	49.3	52.8	48.9	50.4	38.9
10/02/2024	54.0	45.5	46.9	44.0	53.1	40.1
11/02/2024	54.0	44.7	52.2	43.9	49.3	37.0
12/02/2024	55.0	45.5	52.6	44.4	51.2	39.0
13/02/2024	54.4	45.7	50.9	44.7	51.8	38.6
14/02/2024	53.9	45.7	52.2	45.0	49.0	37.1
15/02/2024	54.4	47.7	52.6	46.1	49.8	42.7
16/02/2024	54.2	48.0	52.3	47.4	49.8	38.7
17/02/2024	53.7	47.2	52.0	44.8	48.9	43.4
18/02/2024	54.2	46.8	52.3	46.0	49.8	38.8
19/02/2024	54.6	47.3	52.2	46.2	50.9	40.8
20/02/2024	53.5	44.2	50.8	42.8	50.1	38.7
21/02/2024	53.9	45.1	52.1	44.0	49.1	38.6
22/02/2024	53.6	46.8	51.9	45.9	48.8	39.5
23/02/2024	54.8	50.0	52.9	49.4	50.3	40.7
24/02/2024	53.3	44.6	51.4	43.3	48.8	38.7
25/02/2024	52.5	45.2	50.3	43.9	48.5	39.3
26/02/2024	53.7	45.4	52.1	44.6	48.6	37.9
27/02/2024	51.2	44.3	47.5	43.3	48.7	37.2
28/02/2024	52.5	46.9	49.5	46.3	49.6	37.5
29/02/2024	52.4	45.8	47.4	44.9	50.7	38.2
Sum	53.8	46.6	51.5	45.5	49.8	39.7

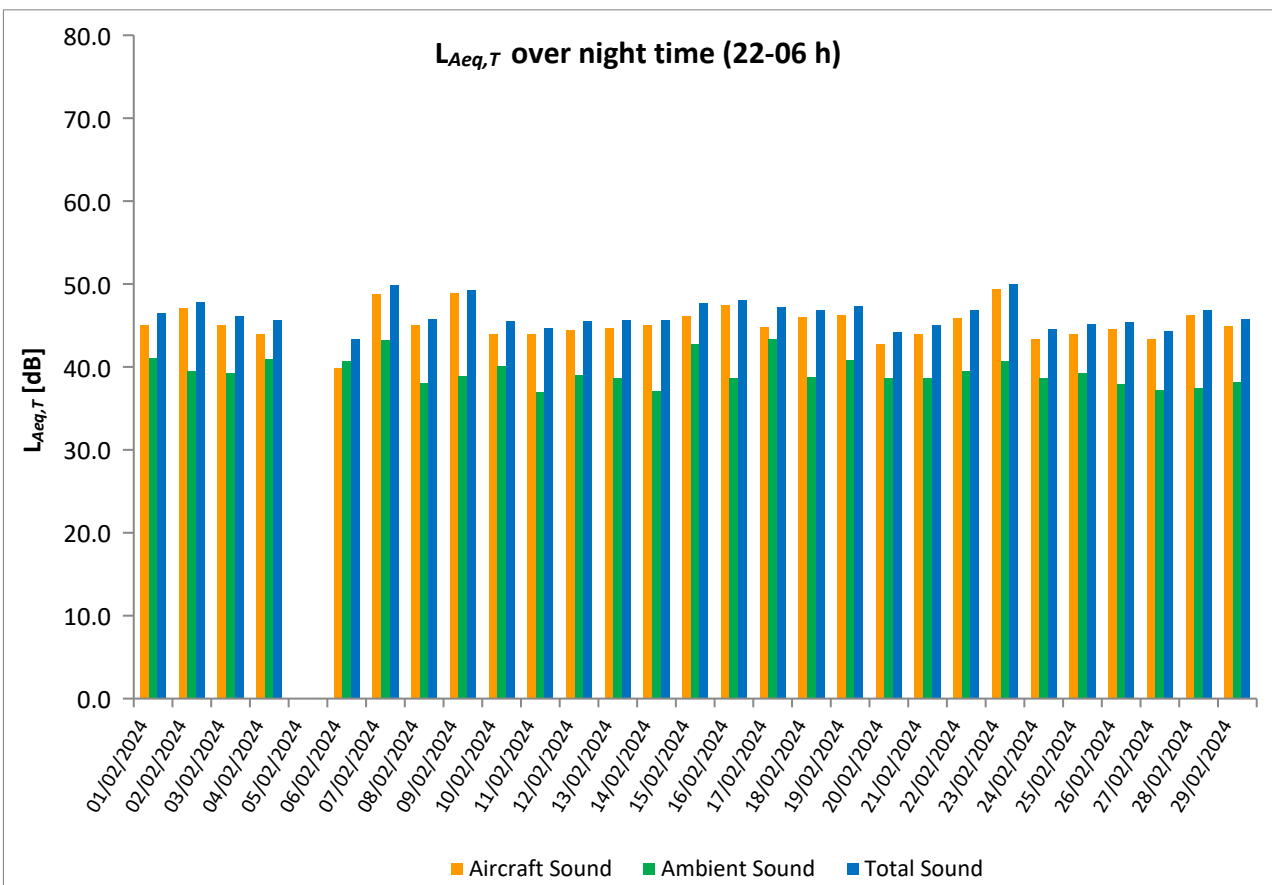
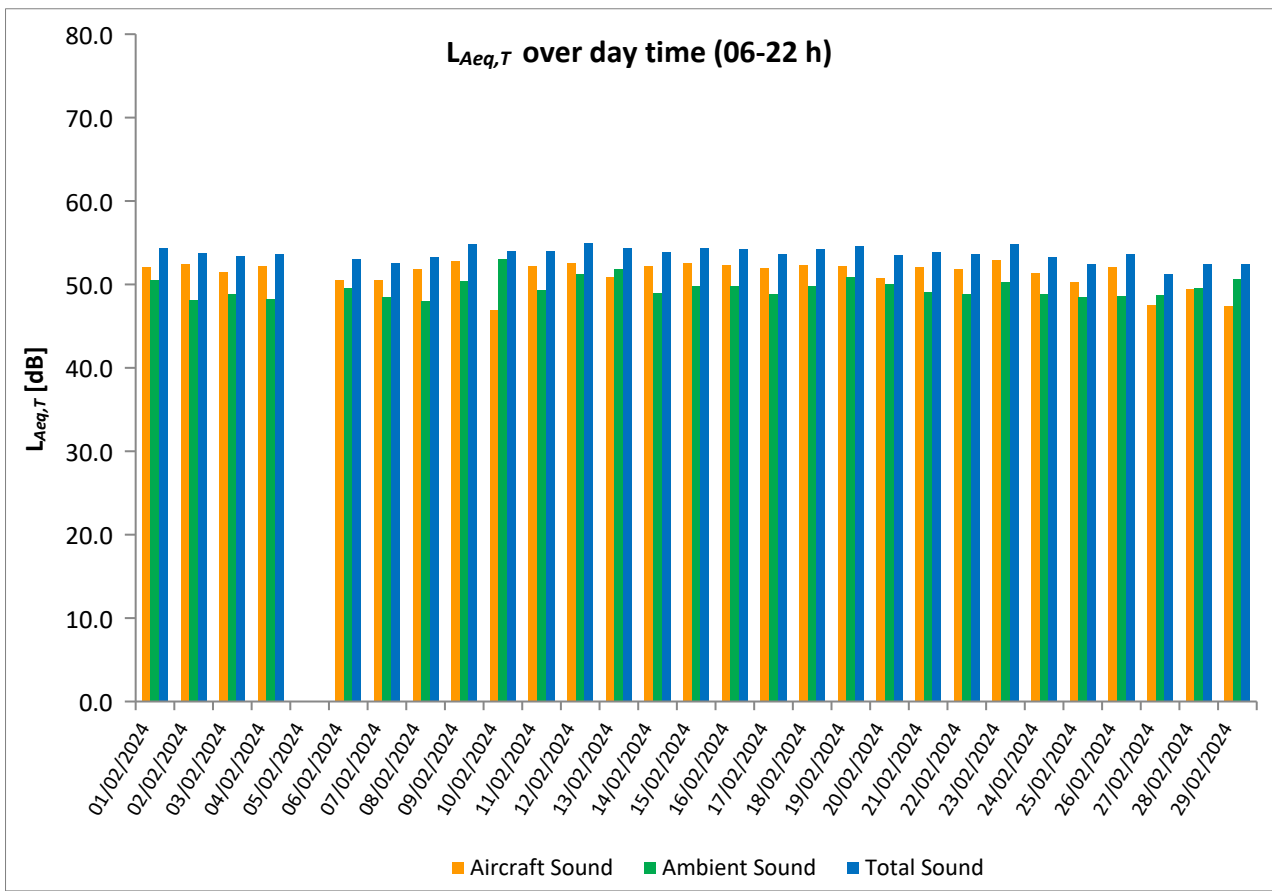
* Availability < 50%

** One or more events measured at wind speed above 5 m/s, not included into calculation

Equivalent Continuous Sound Pressure Level

MP02 Červený Újezd

February 2024



Equivalent Continuous Sound Pressure Level

MP03 Unhošť

February 2024



	Total Sound [dB]		Aircraft Sound [dB]		Ambient Sound [dB]	
	L _{Aeq,T} DAY	L _{Aeq,T} NIGHT	L _{Aeq,T} DAY	L _{Aeq,T} NIGHT	L _{Aeq,T} DAY	L _{Aeq,T} NIGHT
01/02/2024	53.7	46.6	52.4	45.6	47.6	39.6
02/02/2024	52.9	47.6	52.1	47.0	45.3	38.6
03/02/2024	51.5	47.2	50.4	46.5	45.0	39.4
04/02/2024	52.0	46.4	50.8	45.1	45.8	40.5
05/02/2024	*	*	*	*	*	*
06/02/2024	51.8	42.6	49.4	39.6	48.1	39.6
07/02/2024	52.4	49.4	50.4	48.6	48.2	41.9
08/02/2024	53.5	46.7	51.8	46.2	48.6	37.1
09/02/2024	54.0	49.9	52.9	49.7	47.5	37.4
10/02/2024	51.3	48.8	50.1	47.1	45.2	43.8
11/02/2024	53.6	45.3	52.9	44.7	45.1	36.9
12/02/2024	54.3	45.7	53.3	45.2	47.5	35.9
13/02/2024	52.7	45.5	51.4	44.9	46.9	36.6
14/02/2024	53.0	46.3	52.1	45.9	45.6	35.4
15/02/2024	54.3	49.0	53.5	47.3	46.5	43.9
16/02/2024	54.7	48.9	53.4	48.7	48.8	36.3
17/02/2024	53.6	50.2	52.3	46.6	48.0	47.7
18/02/2024	53.4	48.6	52.7	47.8	44.8	40.6
19/02/2024	53.4	48.8	52.6	47.0	45.8	44.1
20/02/2024	52.4	44.3	51.5	43.7	45.4	35.0
21/02/2024	52.9	45.3	52.0	45.0	45.5	33.7
22/02/2024	52.3	46.9	51.0	45.6	46.4	40.9
23/02/2024	54.5	50.9	53.8	50.4	46.2	40.8
24/02/2024	53.7	45.0	51.7	44.6	49.4	35.1
25/02/2024	53.3	47.7	52.4	46.6	45.6	41.0
26/02/2024	53.7	47.3	53.1	46.8	44.7	37.3
27/02/2024	51.5	45.8	50.2	44.8	45.6	38.8
28/02/2024	52.5	48.7	50.9	48.4	47.5	36.3
29/02/2024	52.0	47.7	50.6	47.3	46.6	37.3
Sum	53.1	47.6	52.0	46.7	46.7	40.4

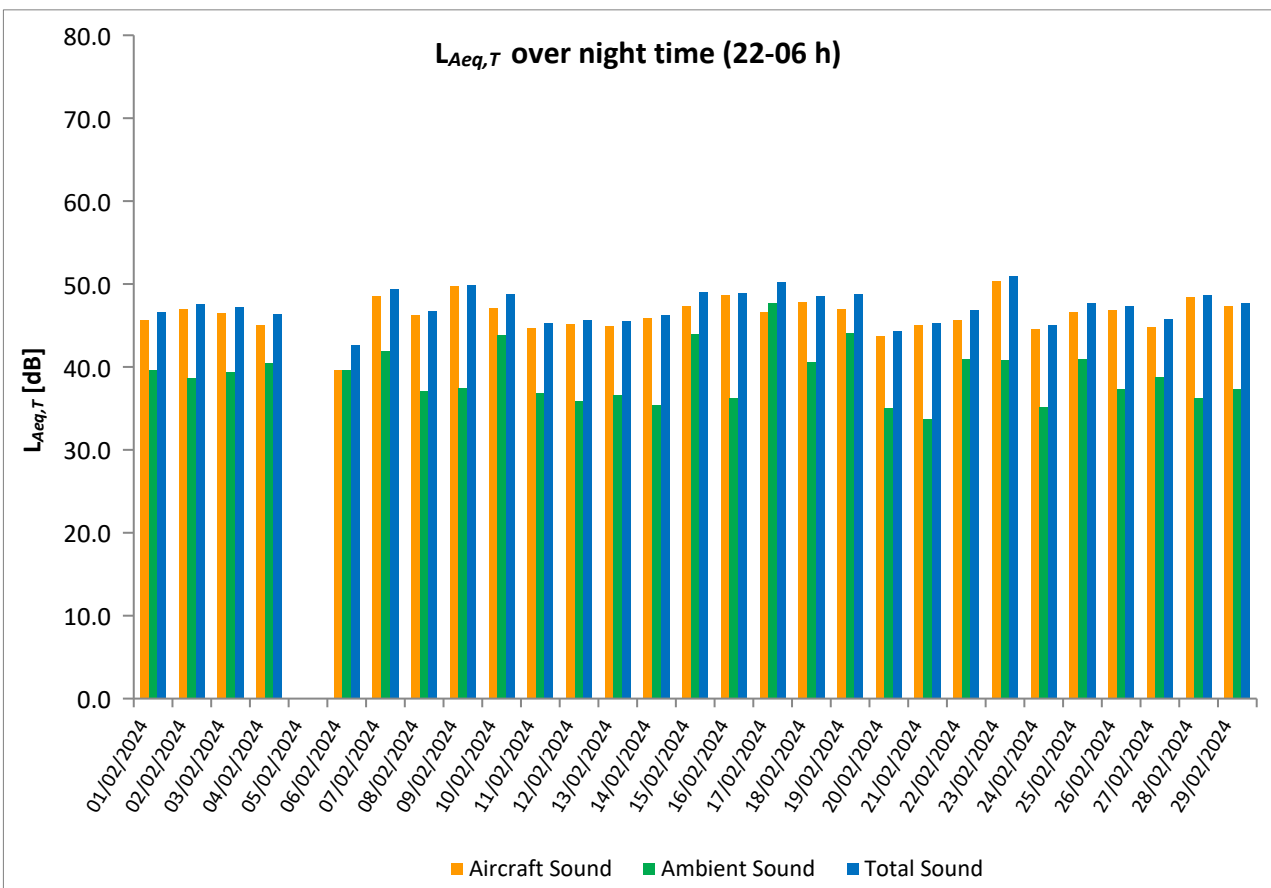
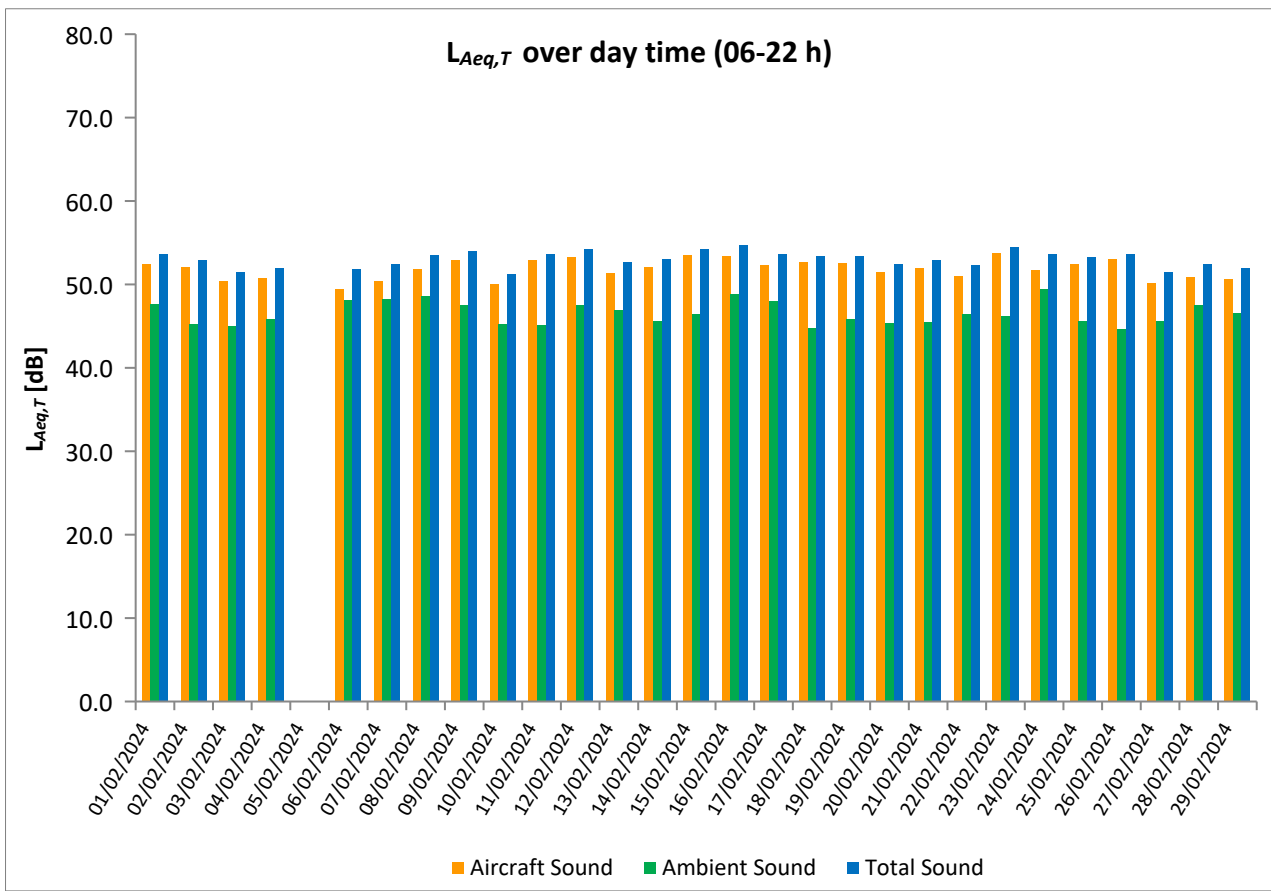
* Availability < 50%

** One or more events measured at wind speed above 5 m/s, not included into calculation

Equivalent Continuous Sound Pressure Level

MP03 Unhošť

February 2024



Equivalent Continuous Sound Pressure Level

MP04 Pavlov

February 2024

	Total Sound [dB]		Aircraft Sound [dB]		Ambient Sound [dB]	
	L _{Aeq,T} DAY	L _{Aeq,T} NIGHT	L _{Aeq,T} DAY	L _{Aeq,T} NIGHT	L _{Aeq,T} DAY	L _{Aeq,T} NIGHT
01/02/2024	56.6	49.4	53.7	46.8	53.5	46.0
02/02/2024	59.2	50.0	54.0	48.8	57.6	43.6
03/02/2024	58.3	48.3	52.3	46.5	57.1	43.6
04/02/2024	55.4	49.0	54.1	46.8	49.8	44.9
05/02/2024	57.2	54.0	53.5	45.3	54.7	53.3
06/02/2024	58.0	48.1	52.4	42.9	56.6	46.6
07/02/2024	56.5	52.4	51.8	47.6	54.6	50.6
08/02/2024	54.6	48.7	53.2	47.4	49.1	42.8
09/02/2024	63.7	51.7	55.8	50.8	62.9	44.1
10/02/2024	52.9	48.6	49.4	46.9	50.4	43.7
11/02/2024	55.5	47.0	54.5	45.4	48.6	41.8
12/02/2024	57.1	48.5	54.7	46.2	53.3	44.8
13/02/2024	54.7	48.5	52.7	46.5	50.4	44.2
14/02/2024	56.6	49.2	54.0	47.2	53.1	44.8
15/02/2024	55.7	49.6	54.3	48.6	50.2	42.8
16/02/2024	56.1	50.7	54.5	49.7	51.1	43.8
17/02/2024	55.7	48.5	53.7	47.1	51.2	42.7
18/02/2024	54.8	49.0	54.2	48.3	46.3	40.7
19/02/2024	56.2	49.8	54.5	48.2	51.2	44.8
20/02/2024	54.6	46.9	52.8	44.7	50.0	42.8
21/02/2024	55.4	47.5	53.4	46.4	51.1	41.1
22/02/2024	56.0	49.2	54.2	48.4	51.5	41.6
23/02/2024	55.8	52.2	54.8	51.1	49.0	45.4
24/02/2024	53.8	47.0	53.2	46.5	45.2	37.9
25/02/2024	54.7	48.4	52.4	46.9	50.8	43.3
26/02/2024	55.2	49.6	54.2	47.2	48.5	45.9
27/02/2024	53.8	49.9	50.0	45.5	51.4	47.9
28/02/2024	53.9	50.1	51.7	49.2	49.9	42.8
29/02/2024	53.7	50.3	50.2	48.0	51.1	46.3
Sum	56.6	49.7	53.5	47.6	53.7	45.5

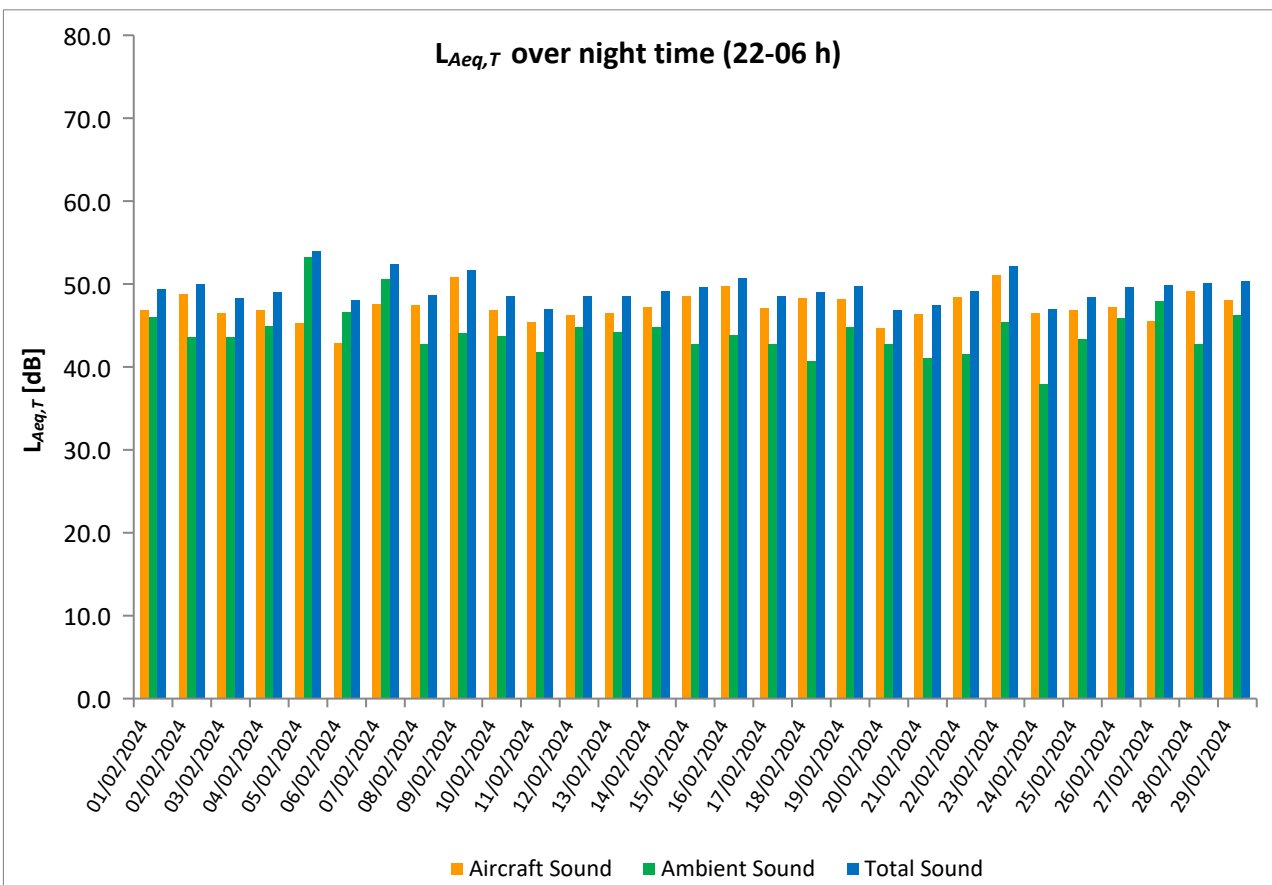
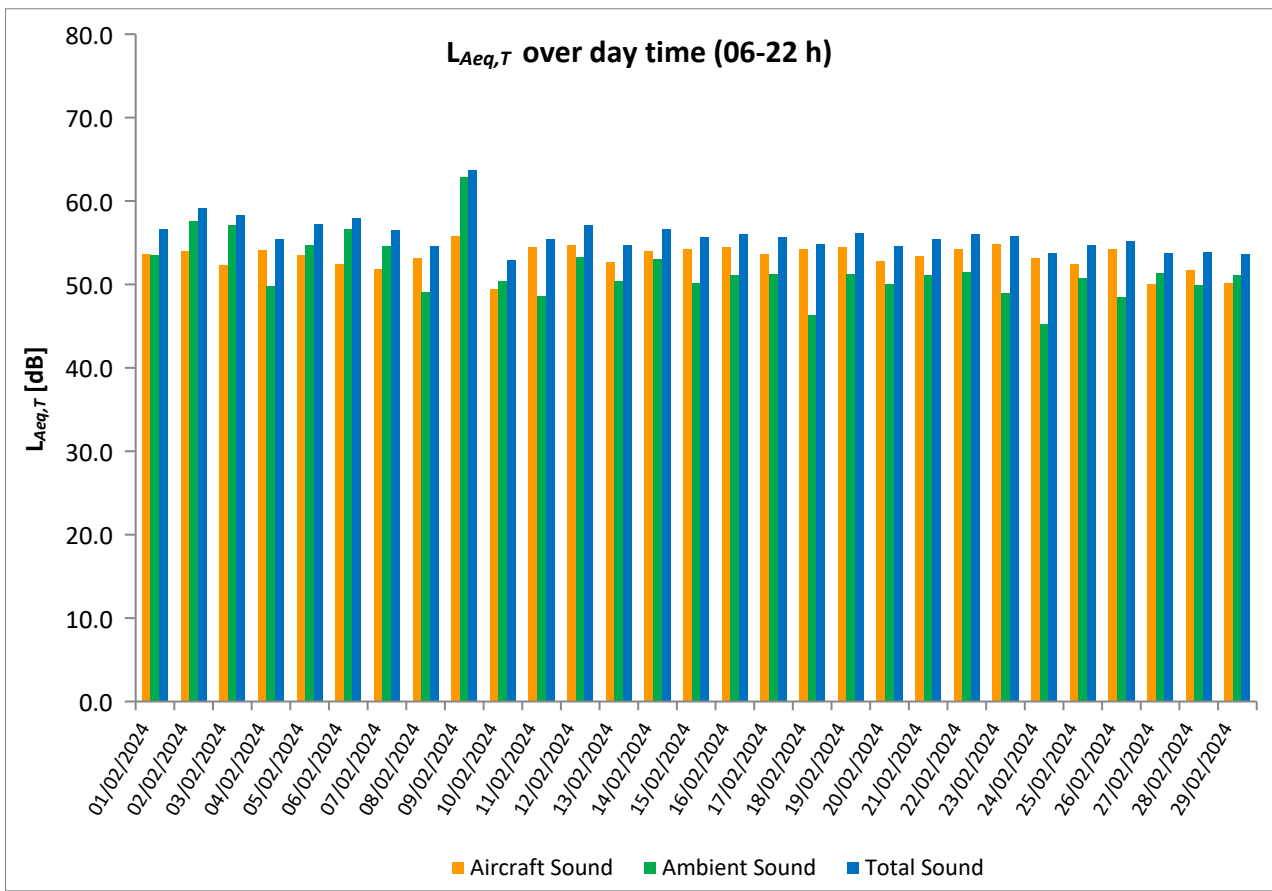
* Availability < 50%

** One or more events measured at wind speed above 5 m/s, not included into calculation

Equivalent Continuous Sound Pressure Level

MP04 Pavlov

February 2024



Equivalent Continuous Sound Pressure Level

MP05 Hostivice

February 2024



	Total Sound [dB]		Aircraft Sound [dB]		Ambient Sound [dB]	
	L _{Aeq,T} DAY	L _{Aeq,T} NIGHT	L _{Aeq,T} DAY	L _{Aeq,T} NIGHT	L _{Aeq,T} DAY	L _{Aeq,T} NIGHT
01/02/2024	50.5	43.1	45.7	37.9	48.7	41.6
02/02/2024	50.2	43.8	46.9	40.3	47.6	41.2
03/02/2024	49.3	42.7	45.3	39.3	47.1	40.0
04/02/2024	50.2	43.5	46.6	36.7	47.8	42.5
05/02/2024	*	*	*	*	*	*
06/02/2024	49.9	42.9	45.7	32.6	47.8	42.5
07/02/2024	50.4	*	44.3	*	49.2	*
08/02/2024	48.6	41.1	45.0	36.7	46.2	39.2
09/02/2024	49.4	43.0	46.5	40.4	46.4	39.5
10/02/2024	47.1	40.9	38.5	33.3	46.5	40.1
11/02/2024	49.7	40.5	47.3	37.0	46.0	38.0
12/02/2024	51.6	41.8	46.6	36.7	49.9	40.3
13/02/2024	49.2	41.7	44.4	37.3	47.4	39.7
14/02/2024	49.4	41.3	46.0	37.4	46.8	39.1
15/02/2024	48.7	41.8	45.1	37.1	46.3	40.0
16/02/2024	49.4	41.7	44.4	38.6	47.7	38.8
17/02/2024	50.3	42.7	45.2	36.2	48.6	41.6
18/02/2024	47.4	41.5	44.8	37.3	44.0	39.4
19/02/2024	50.6	44.3	46.5	38.6	48.5	42.9
20/02/2024	49.1	39.8	44.3	35.4	47.4	37.9
21/02/2024	50.0	40.1	45.2	37.2	48.2	36.9
22/02/2024	49.1	42.1	45.8	38.9	46.4	39.3
23/02/2024	49.9	44.1	46.1	41.3	47.5	40.9
24/02/2024	48.7	37.8	44.0	34.1	47.0	35.4
25/02/2024	48.8	38.8	41.9	34.0	47.9	37.1
26/02/2024	48.0	41.1	43.7	34.5	46.0	40.0
27/02/2024	48.3	42.7	40.9	33.4	47.4	42.2
28/02/2024	47.8	42.1	43.3	38.8	46.0	39.3
29/02/2024	48.2	40.3	40.2	34.5	47.5	38.9
Sum	49.4	42.3	45.1	37.5	47.5	40.5

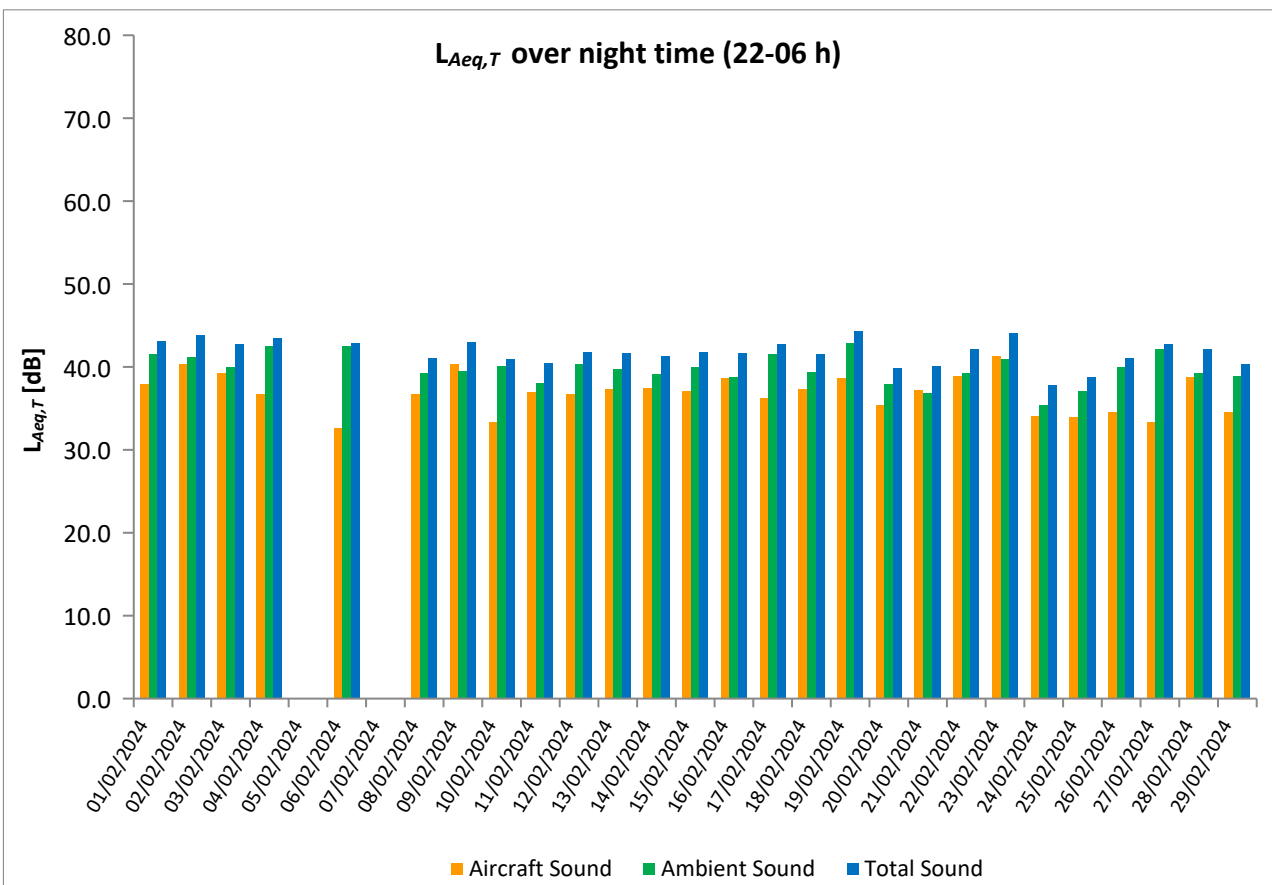
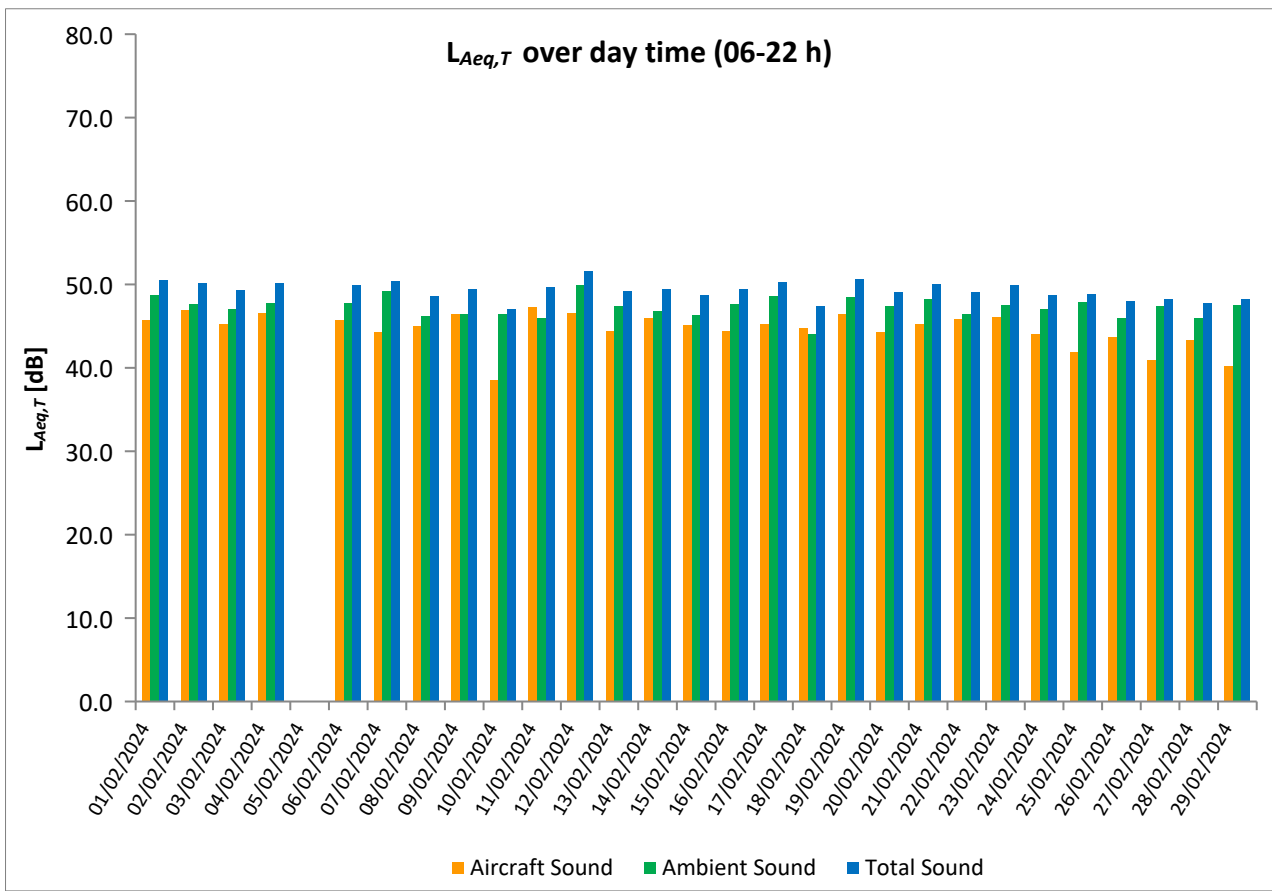
* Availability < 50%

** One or more events measured at wind speed above 5 m/s, not included into calculation

Equivalent Continuous Sound Pressure Level

MP05 Hostivice

February 2024



Equivalent Continuous Sound Pressure Level

MP06 Dobrovíz

February 2024



	Total Sound [dB]		Aircraft Sound [dB]		Ambient Sound [dB]	
	L _{Aeq,T} DAY	L _{Aeq,T} NIGHT	L _{Aeq,T} DAY	L _{Aeq,T} NIGHT	L _{Aeq,T} DAY	L _{Aeq,T} NIGHT
01/02/2024	54.3	45.2	53.1	43.6	48.3	40.2
02/02/2024	54.8	46.2	53.8	44.9	47.8	40.1
03/02/2024	53.0	46.3	52.2	45.0	45.3	40.4
04/02/2024	54.3	45.9	53.4**	42.0	47.3	43.6
05/02/2024	*	*	*	*	*	*
06/02/2024	53.3	45.2	52.3	42.1	46.4	42.3
07/02/2024	52.4	*	51.0	*	47.0	*
08/02/2024	54.3	48.3	52.8	46.4	49.0	43.8
09/02/2024	55.7	48.9	54.3	47.8	49.9	42.7
10/02/2024	53.2	47.7	51.7	45.9	47.6	43.0
11/02/2024	54.2	49.5	53.3	48.7	46.9	41.8
12/02/2024	55.2	44.8	53.5	42.4	50.4	41.1
13/02/2024	53.6	45.0	51.3	43.7	49.7	39.3
14/02/2024	53.9	46.8	52.7**	44.2	47.6	43.4
15/02/2024	53.9	46.9	52.3	45.0	49.0	42.5
16/02/2024	54.6	49.2	53.1	47.9	49.3	43.3
17/02/2024	52.7	44.3	52.2	42.4	43.3	39.9
18/02/2024	53.6	44.8	52.5	43.6	47.0	38.7
19/02/2024	55.1	47.2	53.5	45.5	50.1	42.5
20/02/2024	52.2	44.1	51.2	42.2	45.6	39.5
21/02/2024	54.4	45.4	53.1	43.6	48.5	40.6
22/02/2024	55.4	48.1	54.2	46.6	49.2	42.8
23/02/2024	54.7	50.1	53.6	49.3	48.1	42.4
24/02/2024	53.0	43.8	51.7	40.9	47.2	40.6
25/02/2024	55.9	50.4	52.9	48.6	52.8	45.6
26/02/2024	55.0	46.3	52.6	44.3	51.3	42.0
27/02/2024	52.2	44.6	49.9	42.1	48.5	41.0
28/02/2024	58.0	46.0	57.8	44.9	45.9	39.7
29/02/2024	57.7	46.9	55.2	44.7	54.1	43.0
Sum	54.6	47.1	53.2	45.4	49.1	42.1

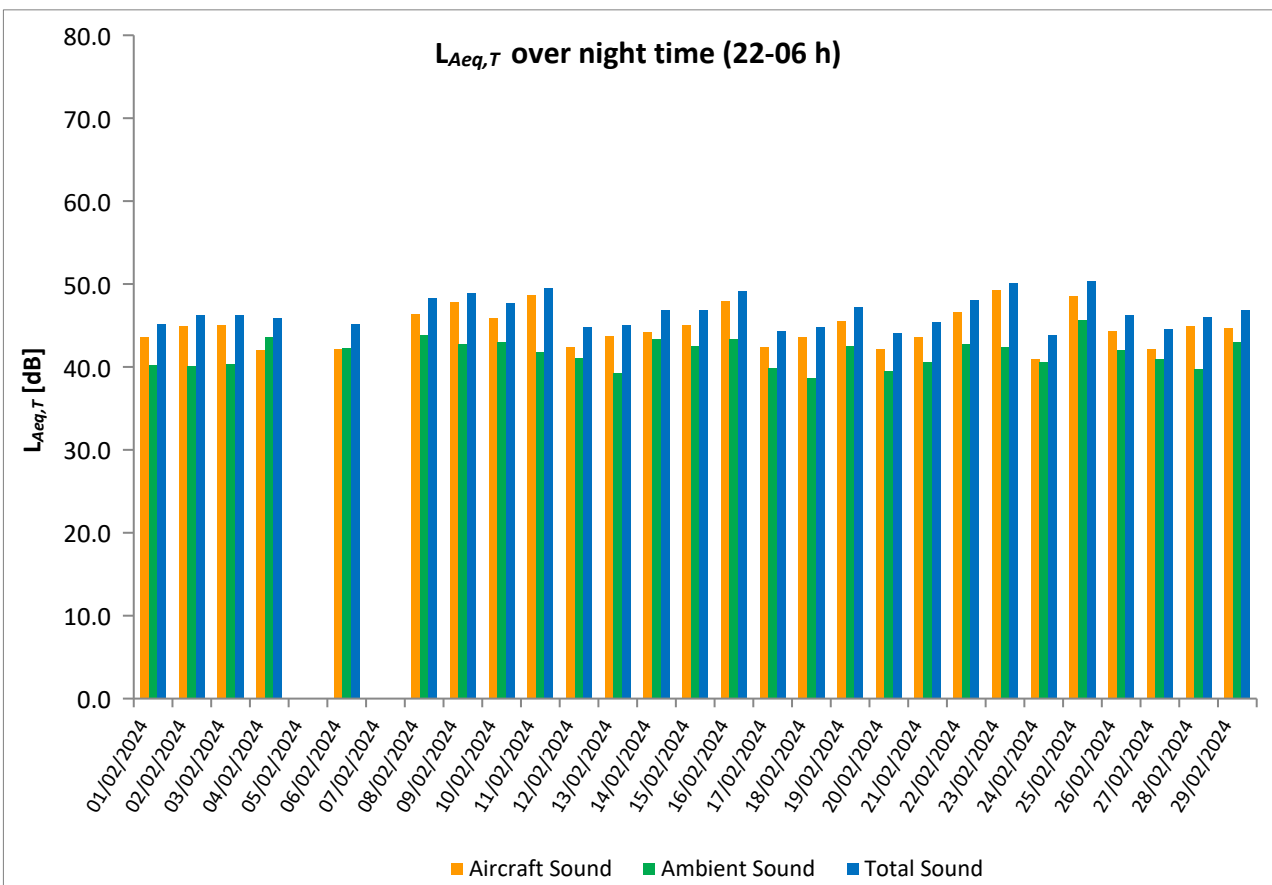
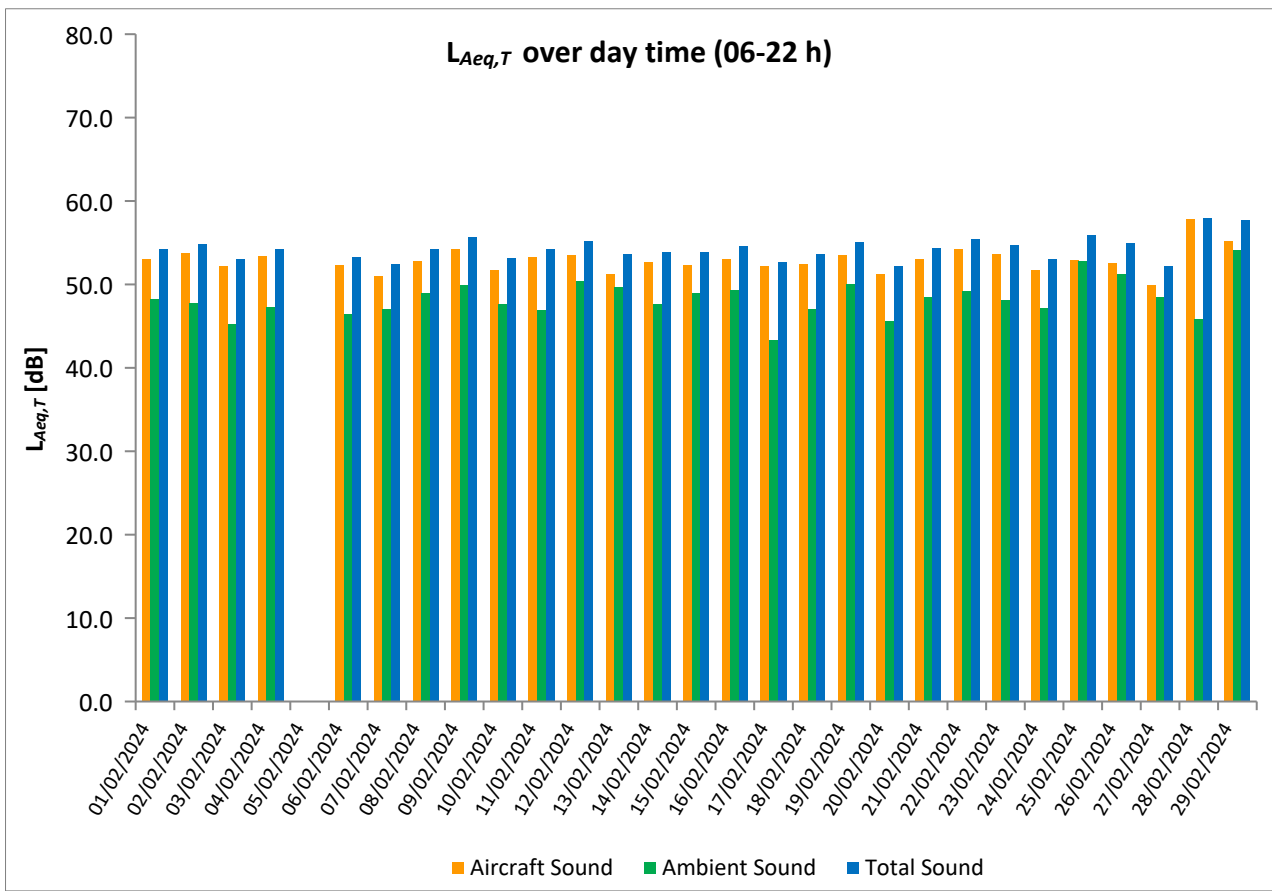
* Availability < 50%

** One or more events measured at wind speed above 5 m/s, not included into calculation

Equivalent Continuous Sound Pressure Level

MP06 Dobrovíz

February 2024



Equivalent Continuous Sound Pressure Level

MP07 Kněževs

February 2024



	Total Sound [dB]		Aircraft Sound [dB]		Ambient Sound [dB]	
	L _{Aeq,T} DAY	L _{Aeq,T} NIGHT	L _{Aeq,T} DAY	L _{Aeq,T} NIGHT	L _{Aeq,T} DAY	L _{Aeq,T} NIGHT
01/02/2024	51.8	47.0	49.6	44.8	47.8	43.1
02/02/2024	*	47.0	*	45.6	*	41.5
03/02/2024	*	*	*	*	*	*
04/02/2024	*	*	*	*	*	*
05/02/2024	*	*	*	*	*	*
06/02/2024	*	*	*	*	*	*
07/02/2024	52.8	*	50.0	*	49.5	*
08/02/2024	56.8	52.9	55.3	51.1	51.4	48.2
09/02/2024	57.8	52.8	56.4**	51.2	52.5	47.7
10/02/2024	56.4	52.9	54.8	50.8	51.1	48.7
11/02/2024	55.9	50.2	54.6	47.4	49.9	47.0
12/02/2024	53.7	50.0	52.5	49.0	47.8	43.2
13/02/2024	52.4	49.2	50.9	47.4	47.0	44.5
14/02/2024	56.3	51.1	54.8	49.7	51.0	45.6
15/02/2024	56.5	52.4	55.6**	51.2	49.0	46.4
16/02/2024	59.2	52.9	57.8	50.9	53.4	48.6
17/02/2024	50.1	49.0	47.4	46.6	46.6	45.2
18/02/2024	56.2	48.4	55.0	46.4	50.1	44.1
19/02/2024	53.9	*	52.5	*	48.2	*
20/02/2024	52.2	46.6	50.0	43.5	48.4	43.6
21/02/2024	55.4	48.9	54.2	47.3	49.1	43.8
22/02/2024	*	*	*	*	*	*
23/02/2024	55.9	*	54.8	*	49.4	*
24/02/2024	55.0	47.2	53.8	44.8	49.1	43.4
25/02/2024	57.3	53.7	55.7	51.0	52.1	50.3
26/02/2024	54.1	50.5	52.4	46.2	49.0	48.5
27/02/2024	52.5	43.3	50.2	33.3	48.6	42.8
28/02/2024	52.8	47.4	51.1	45.6	47.7	42.6
29/02/2024	57.3	53.0	55.5	50.7	52.7	49.2
Sum	55.4	50.8	53.9	48.8	50.0	46.5

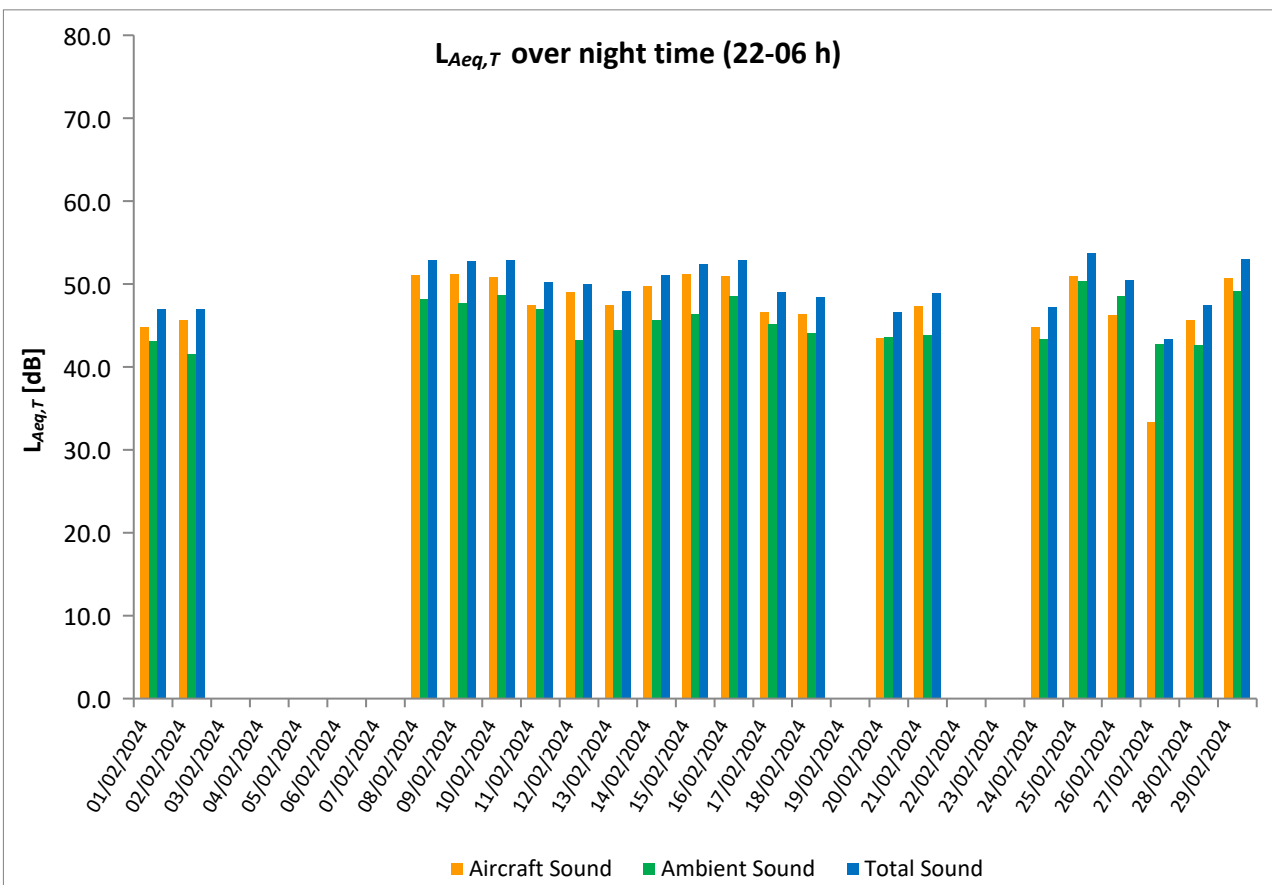
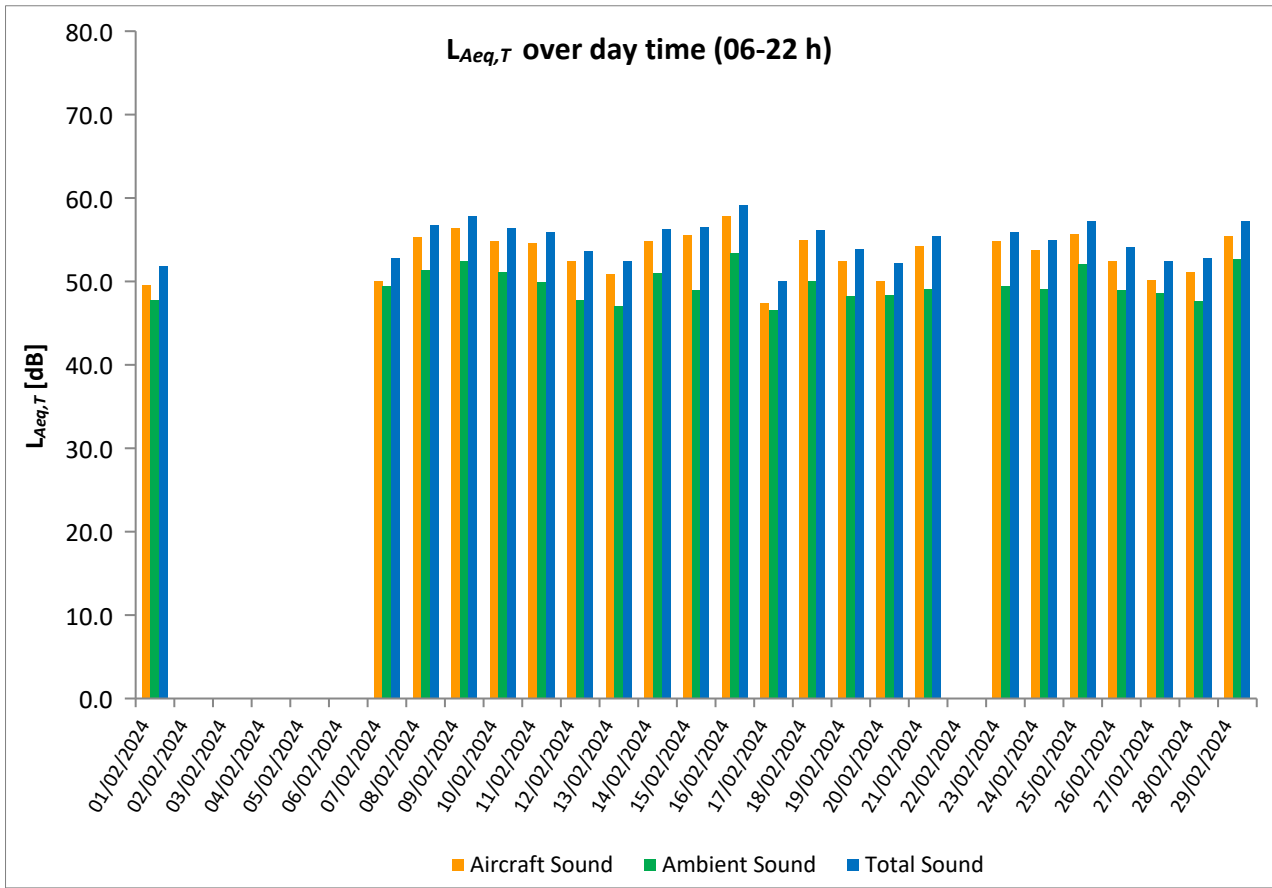
* Availability < 50%

** One or more events measured at wind speed above 5 m/s, not included into calculation

Equivalent Continuous Sound Pressure Level

MP07 Kněžves

February 2024



Equivalent Continuous Sound Pressure Level

MP08 Horoměřice střed

February 2024

	Total Sound [dB]		Aircraft Sound [dB]		Ambient Sound [dB]	
	L _{Aeq,T} DAY	L _{Aeq,T} NIGHT	L _{Aeq,T} DAY	L _{Aeq,T} NIGHT	L _{Aeq,T} DAY	L _{Aeq,T} NIGHT
01/02/2024	51.6	46.5	50.9	46.0	43.7	37.0
02/02/2024	53.2	48.6	52.4	47.8	45.7	40.9
03/02/2024	52.0	47.4	50.9	44.7	45.4	44.0
04/02/2024	53.5	48.7	52.6	47.4	46.3	42.9
05/02/2024	54.5	52.1	52.7**	47.2	49.7	50.4
06/02/2024	51.2	49.1	50.1	46.9	44.4	45.1
07/02/2024	52.3	50.0	50.6	47.3	47.3	46.6
08/02/2024	52.1	46.8	51.0	46.3	45.5	36.9
09/02/2024	53.2	47.7	52.5	47.2	44.9	37.9
10/02/2024	53.9	43.6	53.5	42.3	43.2	37.6
11/02/2024	53.2	49.7	52.6	49.4	44.5	38.1
12/02/2024	51.9	48.0	51.2	47.0	43.7	40.8
13/02/2024	49.9	46.8	49.1	46.4	42.2	36.1
14/02/2024	51.8	45.5	51.1	45.0	43.3	36.1
15/02/2024	51.5	47.3	50.7	46.7	43.7	38.0
16/02/2024	52.5	47.3	51.8	46.8	44.2	38.0
17/02/2024	50.9	46.5	50.1	45.3	42.8	40.4
18/02/2024	51.6	46.3	51.1	45.5	42.6	38.3
19/02/2024	52.6	48.7	51.9	47.8	44.5	41.1
20/02/2024	50.4	47.1	49.6	46.1	42.9	40.3
21/02/2024	51.5	46.8	50.8	46.2	43.1	37.8
22/02/2024	53.4	47.7	52.7	46.8	44.9	40.5
23/02/2024	52.3	48.7	51.5	47.5	44.5	42.8
24/02/2024	51.0	45.9	50.0	45.4	44.3	35.9
25/02/2024	53.8	48.2	53.4	47.8	43.4	37.5
26/02/2024	51.2	46.4	50.6	45.9	42.1	36.6
27/02/2024	52.5	45.7	52.0	45.1	43.4	36.7
28/02/2024	50.4	46.6	49.4	46.1	43.4	36.7
29/02/2024	54.7	45.5	54.3	44.9	44.4	36.6
Sum	52.4	47.7	51.6	46.5	44.6	41.3

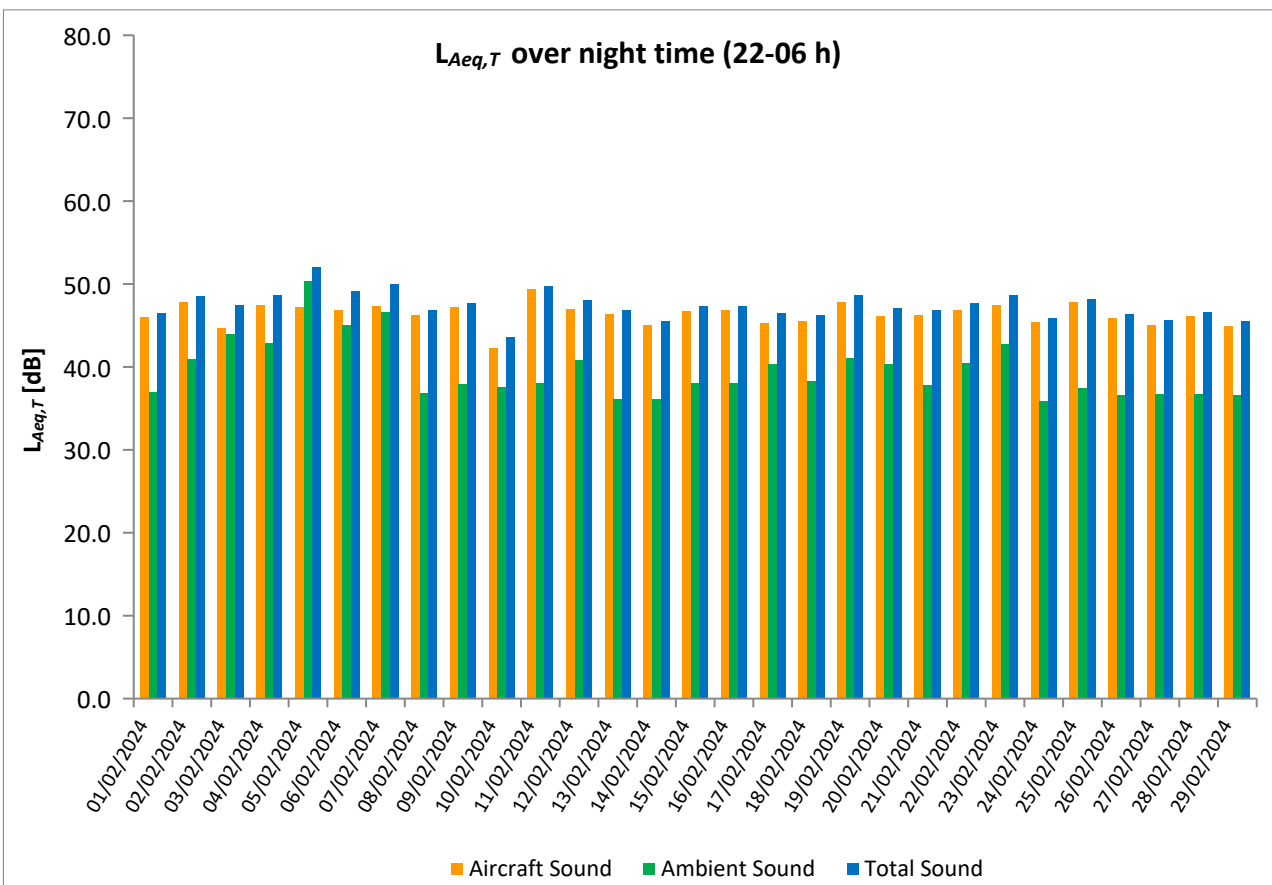
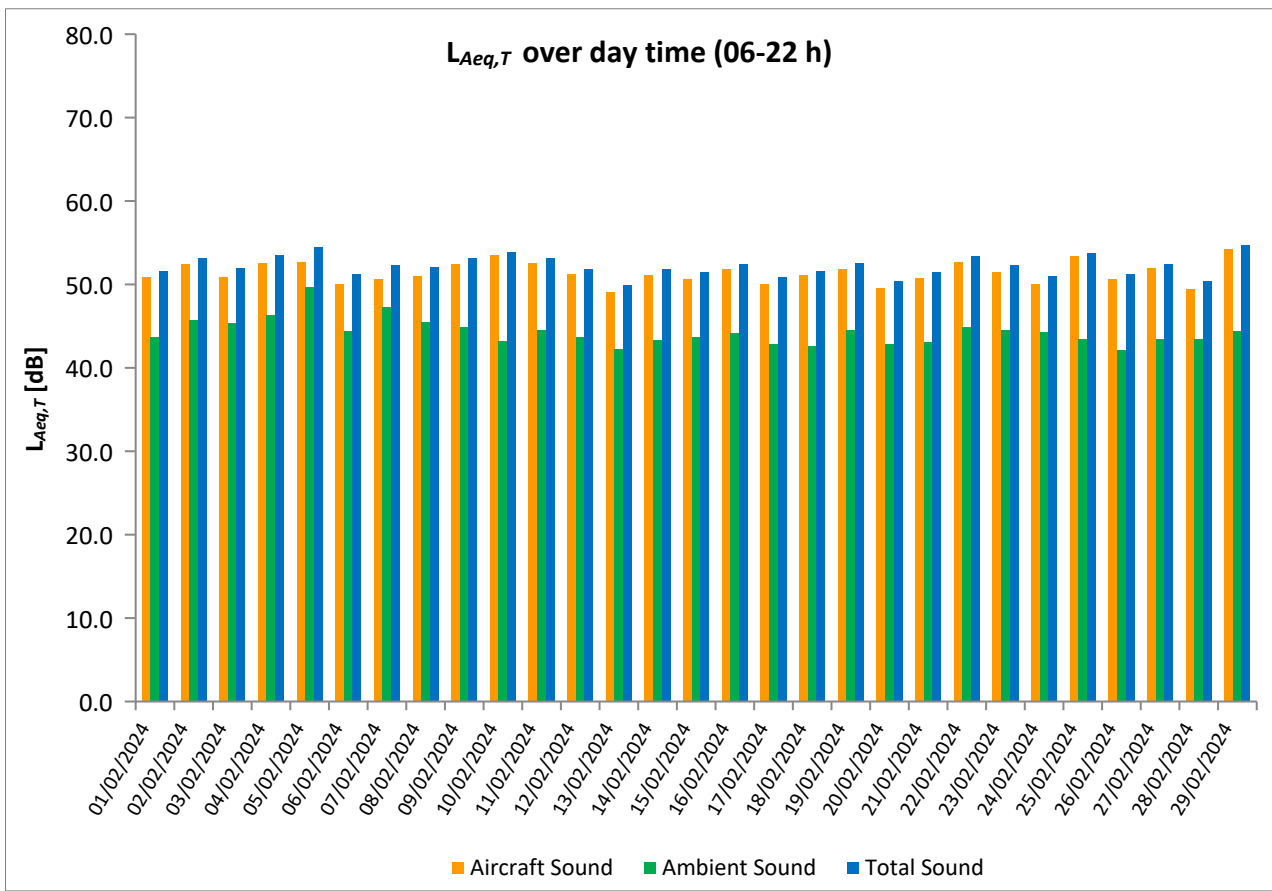
* Availability < 50%

** One or more events measured at wind speed above 5 m/s, not included into calculation

Equivalent Continuous Sound Pressure Level

MP08 Horoměřice střed

February 2024



Equivalent Continuous Sound Pressure Level

MP09 Praha - Přední Kopanina

February 2024



	Total Sound [dB]		Aircraft Sound [dB]		Ambient Sound [dB]	
	L _{Aeq,T} DAY	L _{Aeq,T} NIGHT	L _{Aeq,T} DAY	L _{Aeq,T} NIGHT	L _{Aeq,T} DAY	L _{Aeq,T} NIGHT
01/02/2024	54.5	49.7	49.8	45.0	52.8	47.9
02/02/2024	55.4	48.7	52.4**	43.4	52.4	47.2
03/02/2024	52.7	48.7	48.6	40.3	50.5	48.0
04/02/2024	*	47.4	*	39.5	*	46.6
05/02/2024	*	*	*	*	*	*
06/02/2024	53.2	48.7	48.3**	42.8	51.6	47.5
07/02/2024	65.3	51.5	47.4	44.4	65.2	50.6
08/02/2024	53.4	48.8	50.1	45.3	50.7	46.3
09/02/2024	54.8	49.6	52.0	46.6	51.7	46.6
10/02/2024	57.6	47.4	56.9	45.6	49.2	42.7
11/02/2024	53.1	50.5	50.6	49.4	49.6	43.7
12/02/2024	53.5	49.1	50.2	46.0	50.8	46.1
13/02/2024	52.3	48.4	47.7	45.8	50.4	44.8
14/02/2024	53.9	48.6	50.1	44.5	51.6	46.4
15/02/2024	53.1	49.3	49.7	46.2	50.5	46.3
16/02/2024	53.2	47.7	50.4	43.6	50.0	45.6
17/02/2024	51.5	47.2	48.3	44.5	48.7	43.8
18/02/2024	51.9	46.9	49.4	43.9	48.4	43.9
19/02/2024	53.5	49.6	50.2	45.9	50.8	47.1
20/02/2024	57.0	47.6	47.3	44.0	56.5	45.2
21/02/2024	53.2	48.2	49.9	45.1	50.6	45.3
22/02/2024	54.6	49.5	51.1	46.2	52.0	46.7
23/02/2024	53.1	49.5	50.4	46.1	49.8	46.8
24/02/2024	51.7	46.3	49.1	43.4	48.3	43.2
25/02/2024	56.3	51.0	55.4	49.4	49.0	45.8
26/02/2024	52.2	45.7	49.0	42.8	49.5	42.5
27/02/2024	55.8	45.0	55.0	42.4	48.1	41.5
28/02/2024	54.5	46.5	46.6	44.6	53.7	42.0
29/02/2024	58.3	44.4	57.1	41.3	51.9	41.5
Sum	55.8	48.6	51.6	45.3	53.8	45.9

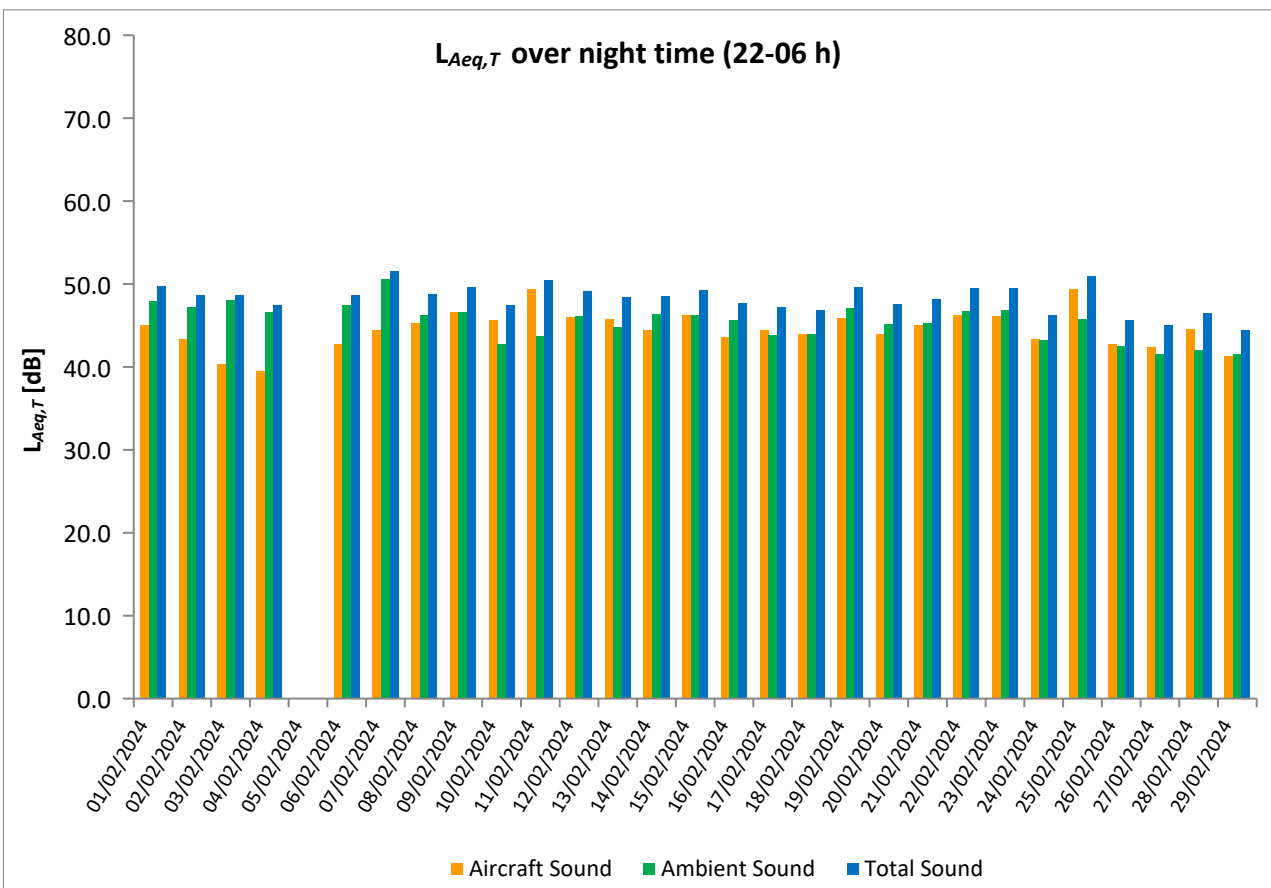
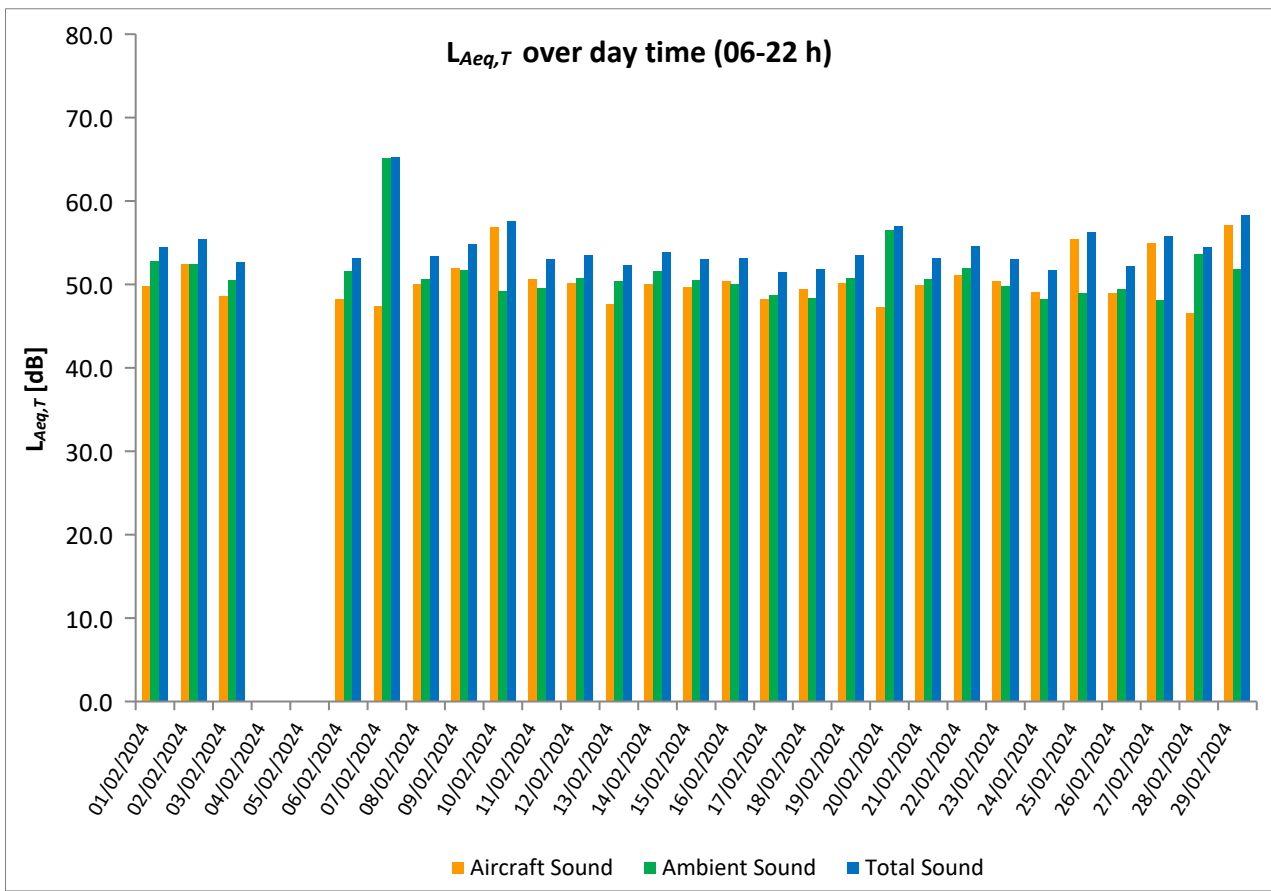
* Availability < 50%

** One or more events measured at wind speed above 5 m/s, not included into calculation

Equivalent Continuous Sound Pressure Level

MP09 Praha - Přední Kopanina

February 2024



Equivalent Continuous Sound Pressure Level

MP10 Horoměřice

February 2024

	Total Sound [dB]		Aircraft Sound [dB]		Ambient Sound [dB]	
	L _{Aeq,T} DAY	L _{Aeq,T} NIGHT	L _{Aeq,T} DAY	L _{Aeq,T} NIGHT	L _{Aeq,T} DAY	L _{Aeq,T} NIGHT
01/02/2024	51.9	46.0	50.1	45.2	47.1	37.9
02/02/2024	56.0	48.0	51.6	47.1	54.1	40.4
03/02/2024	52.3	46.7	50.2	44.5	48.2	42.7
04/02/2024	53.4	48.0	51.9	46.6	48.2	42.7
05/02/2024	53.6	50.5	51.6	45.8	49.5	48.7
06/02/2024	51.3	47.6	49.4	45.5	46.8	43.4
07/02/2024	51.7	48.9	49.2	46.3	48.1	45.5
08/02/2024	52.2	46.0	49.8	45.5	48.4	36.5
09/02/2024	52.8	46.7	51.5	46.1	46.8	37.9
10/02/2024	55.4	44.7	54.4	43.1	48.4	39.4
11/02/2024	53.7	49.6	51.6	49.3	49.3	37.8
12/02/2024	53.3	47.1	50.3	46.4	50.3	38.7
13/02/2024	54.4	46.0	48.2	45.5	53.2	36.8
14/02/2024	52.1	44.6	50.2	44.0	47.7	35.9
15/02/2024	51.7	46.2	50.3	45.4	46.2	38.2
16/02/2024	53.7	46.2	50.4	45.5	51.0	38.2
17/02/2024	52.3	45.3	49.3	44.2	49.2	38.7
18/02/2024	52.0	45.2	50.0	44.6	47.5	36.3
19/02/2024	52.4	47.6	51.1	46.7	46.5	39.9
20/02/2024	51.8	46.1	48.5	45.2	49.1	38.5
21/02/2024	51.8	45.7	49.7	45.2	47.6	36.5
22/02/2024	53.0	46.7	51.7	45.3	47.0	41.0
23/02/2024	52.8	47.6	50.5	46.2	48.8	42.1
24/02/2024	55.0	44.7	48.8	44.1	53.8	35.8
25/02/2024	55.0	48.8	54.0	48.5	48.5	37.4
26/02/2024	51.6	45.3	49.4	44.8	47.6	35.8
27/02/2024	53.5	44.6	52.7	43.9	45.8	36.3
28/02/2024	50.3	45.6	48.2	45.0	46.1	36.6
29/02/2024	55.3	44.1	54.9	43.3	44.9	36.3
Sum	53.2	46.8	51.1	45.7	49.1	40.3

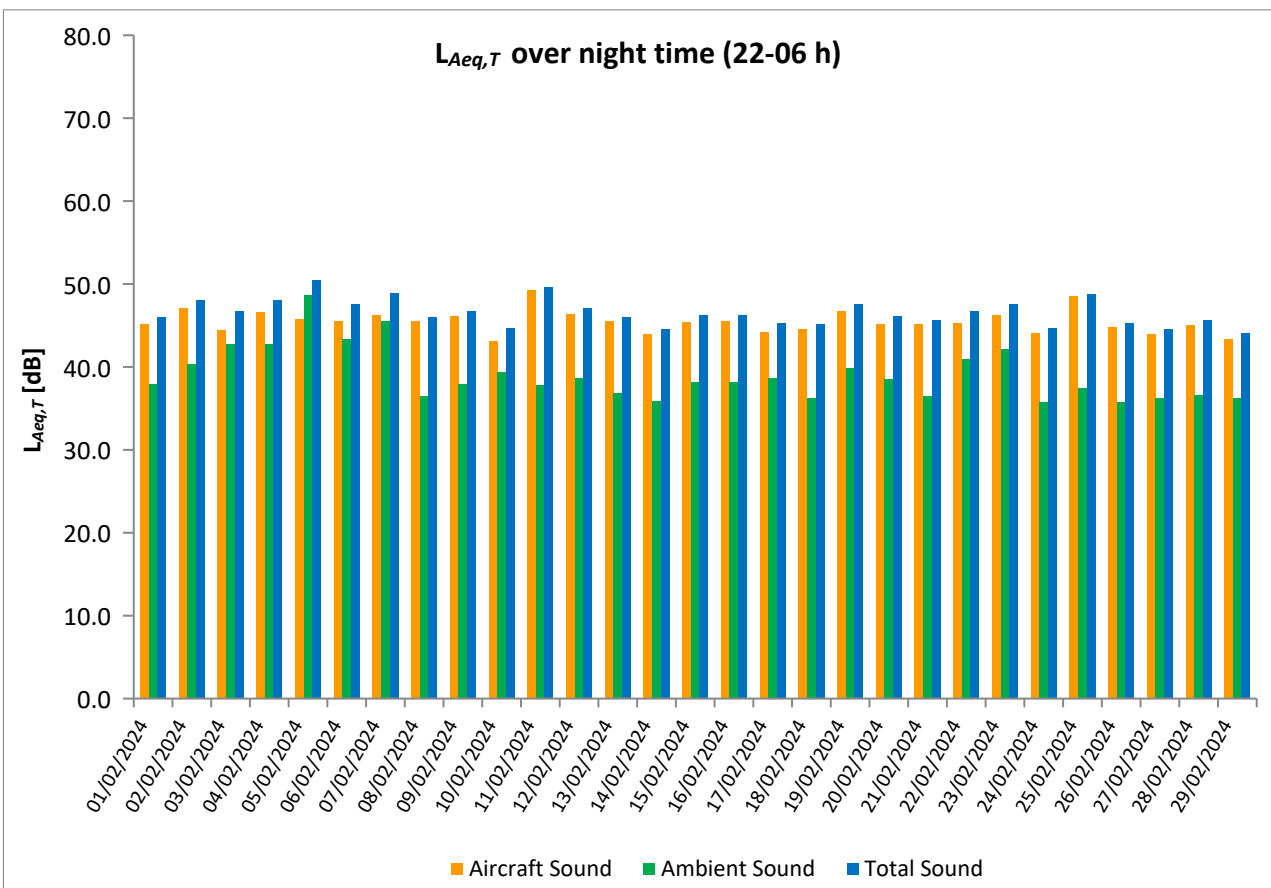
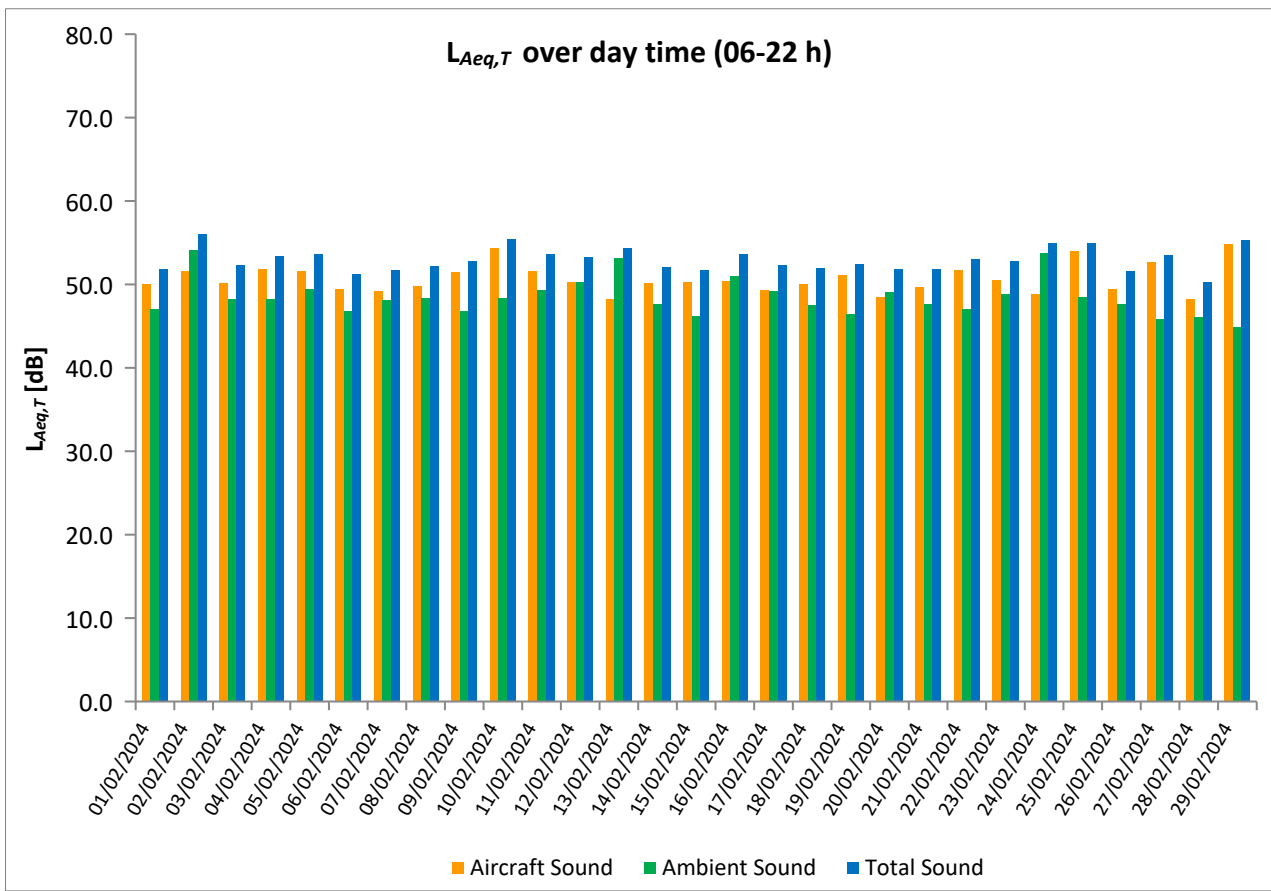
* Availability < 50%

** One or more events measured at wind speed above 5 m/s, not included into calculation

Equivalent Continuous Sound Pressure Level

MP10 Horoměřice

February 2024



Equivalent Continuous Sound Pressure Level

MP11 Rostoky

February 2024



	Total Sound [dB]		Aircraft Sound [dB]		Ambient Sound [dB]	
	L _{Aeq,T} DAY	L _{Aeq,T} NIGHT	L _{Aeq,T} DAY	L _{Aeq,T} NIGHT	L _{Aeq,T} DAY	L _{Aeq,T} NIGHT
01/02/2024	52.2	47.0	50.5	46.0	47.3	40.1
02/02/2024	53.2	47.3	51.9	46.4	47.5	39.7
03/02/2024	53.9	45.9	50.2	43.5	51.5	42.3
04/02/2024	54.4	47.6	52.2	46.6	50.5	40.9
05/02/2024	54.5	51.6	52.4**	46.4	50.4	50.1
06/02/2024	53.6	46.0	50.1	43.7	51.1	42.1
07/02/2024	54.6	48.9	51.0	46.8	52.2	44.7
08/02/2024	52.7	46.9	51.2	46.1	47.3	39.0
09/02/2024	54.8	48.5	52.3	47.6	51.1	41.0
10/02/2024	53.0	43.9	50.5	42.0	49.4	39.4
11/02/2024	53.4	48.3	52.1	47.8	47.5	39.2
12/02/2024	52.1	48.2	51.0	47.5	45.6	39.6
13/02/2024	52.3	47.2	49.6	46.4	49.0	39.5
14/02/2024	55.3	46.6	51.2	45.8	53.1	38.5
15/02/2024	52.9	47.7	51.3	46.8	47.8	40.6
16/02/2024	53.3	47.1	52.0	46.1	47.5	40.3
17/02/2024	52.9	46.7	49.8	45.4	50.0	41.0
18/02/2024	54.2	46.7	51.3	45.3	51.2	40.9
19/02/2024	54.3	47.8	51.4**	47.0	51.2	39.8
20/02/2024	52.3	46.6	49.7	45.7	48.8	39.7
21/02/2024	54.5	46.4	51.0	45.6	52.0	38.5
22/02/2024	55.1	47.0	52.9	45.9	51.1	40.7
23/02/2024	54.8	48.0	51.9	47.1	51.7	40.9
24/02/2024	55.0	46.0	49.8	45.1	53.4	39.0
25/02/2024	55.0	46.4	51.8	45.2	52.3	40.0
26/02/2024	57.4	46.8	51.0	46.2	56.3	38.1
27/02/2024	55.6	46.9	49.7	46.2	54.3	38.7
28/02/2024	53.5	46.5	49.5	45.7	51.3	38.8
29/02/2024	53.5	45.7	51.4	44.9	49.2	38.0
Sum	54.1	47.2	51.1	46.0	51.1	41.1

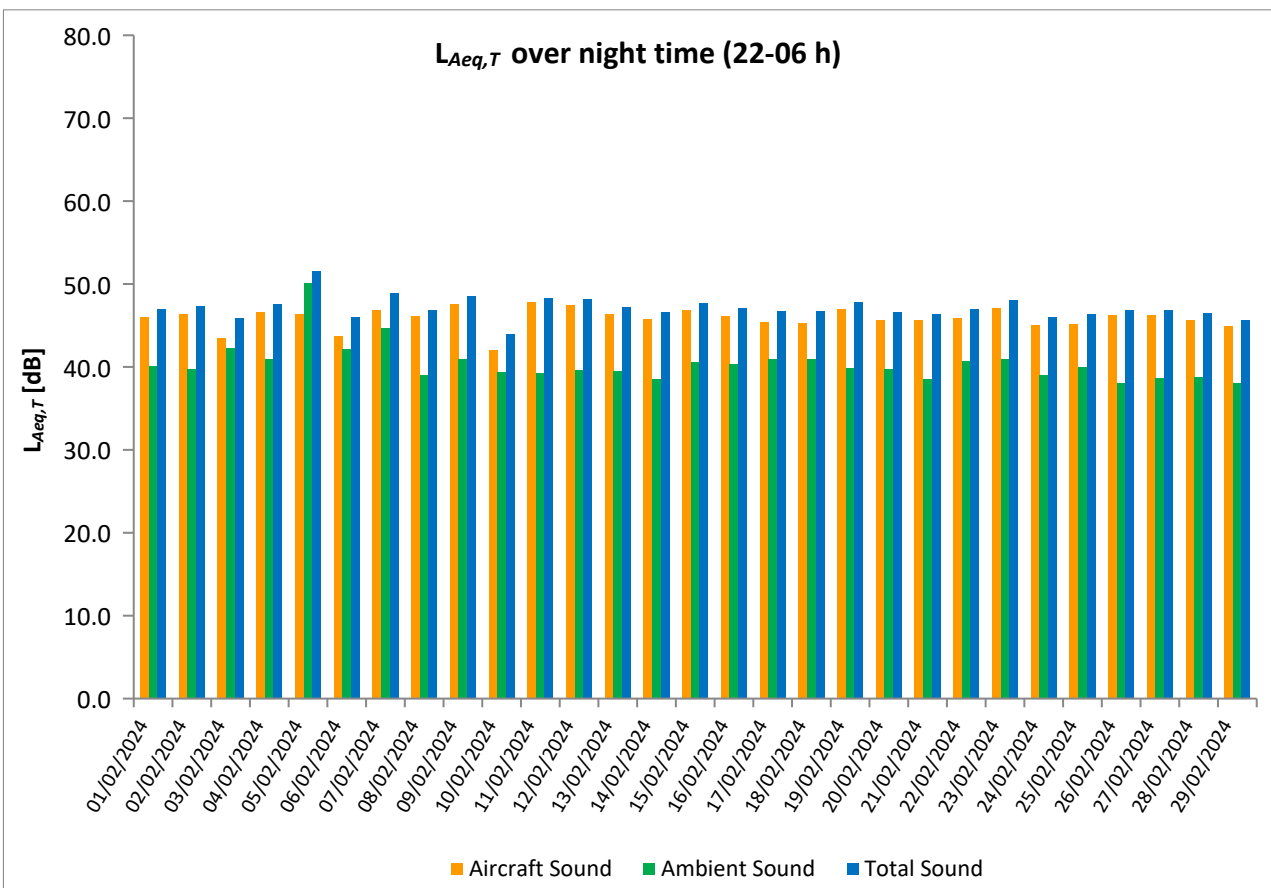
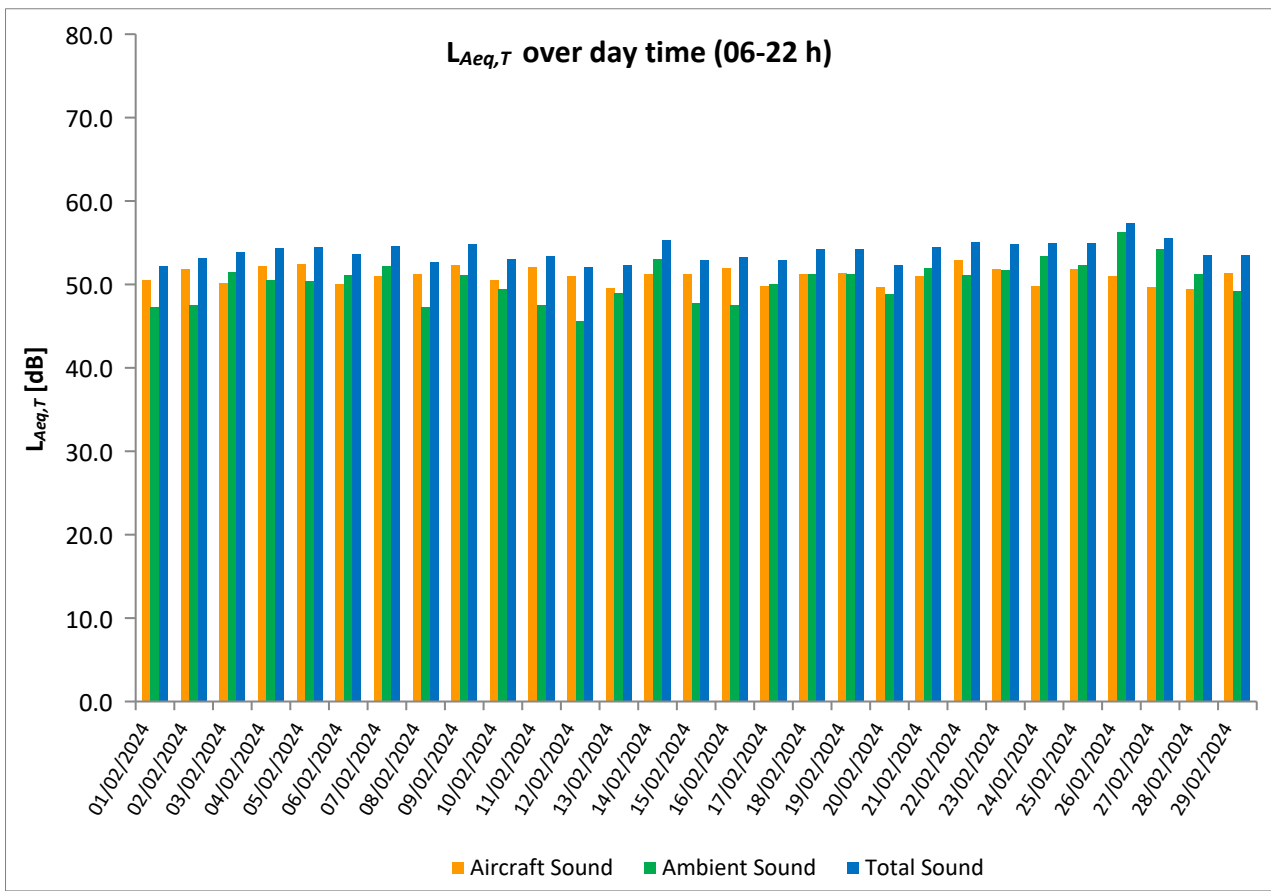
* Availability < 50%

** One or more events measured at wind speed above 5 m/s, not included into calculation

Equivalent Continuous Sound Pressure Level

MP11 Roztoky

February 2024



Equivalent Continuous Sound Pressure Level

MP12 Praha 17 - Řepy

February 2024



	Total Sound [dB]		Aircraft Sound [dB]		Ambient Sound [dB]	
	L _{Aeq,T} DAY	L _{Aeq,T} NIGHT	L _{Aeq,T} DAY	L _{Aeq,T} NIGHT	L _{Aeq,T} DAY	L _{Aeq,T} NIGHT
01/02/2024	49.3	41.5	42.5		48.3	41.5
02/02/2024	52.2	44.7	38.6		52.0	44.7
03/02/2024	47.0	42.1			47.0	42.1
04/02/2024	48.8	43.6	40.1		48.1	43.6
05/02/2024	51.0	49.0			51.0	49.0
06/02/2024	47.3	44.0			47.3	44.0
07/02/2024	51.2	46.1			51.2	46.1
08/02/2024	47.1	40.4			47.1	40.4
09/02/2024	48.0	41.4			48.0	41.4
10/02/2024	43.2	39.4			43.2	39.4
11/02/2024	46.4	39.3			46.4	39.3
12/02/2024	48.1	41.3	26.8		48.0	41.3
13/02/2024	48.0	41.1	22.6		48.0	41.1
14/02/2024	47.7	41.7			47.7	41.7
15/02/2024	45.8	42.4			45.8	42.4
16/02/2024	44.4	39.9	29.8		44.3	39.9
17/02/2024	45.8	42.1	38.8		44.8	42.1
18/02/2024	43.8	39.6	37.9		42.5	39.6
19/02/2024	48.0	42.6			48.0	42.6
20/02/2024	50.6	40.4	34.9		50.5	40.4
21/02/2024	48.5	42.6	44.7		46.1	42.6
22/02/2024	47.5	41.4	35.0		47.2	41.4
23/02/2024	44.6	41.8			44.6	41.8
24/02/2024	46.7	37.3	44.3		43.1	37.3
25/02/2024	44.8	37.6	38.7		43.6	37.6
26/02/2024	42.5	38.7	31.8		42.1	38.7
27/02/2024	43.1	37.1	36.5		42.0	37.1
28/02/2024	56.1	37.8	55.8		43.6	37.8
29/02/2024	49.7	39.0	42.0		48.9	39.0
Sum	48.6	42.1	42.6		47.4	42.1

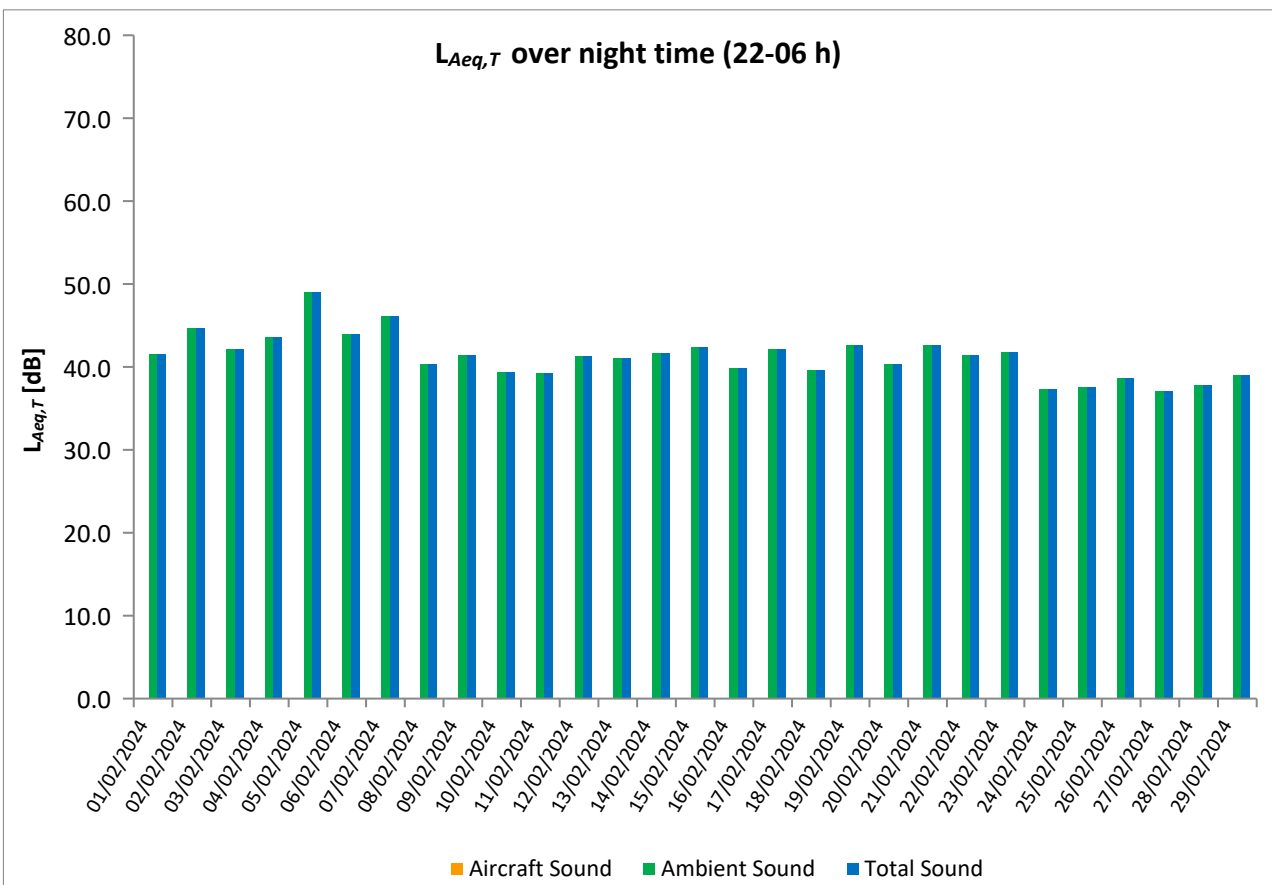
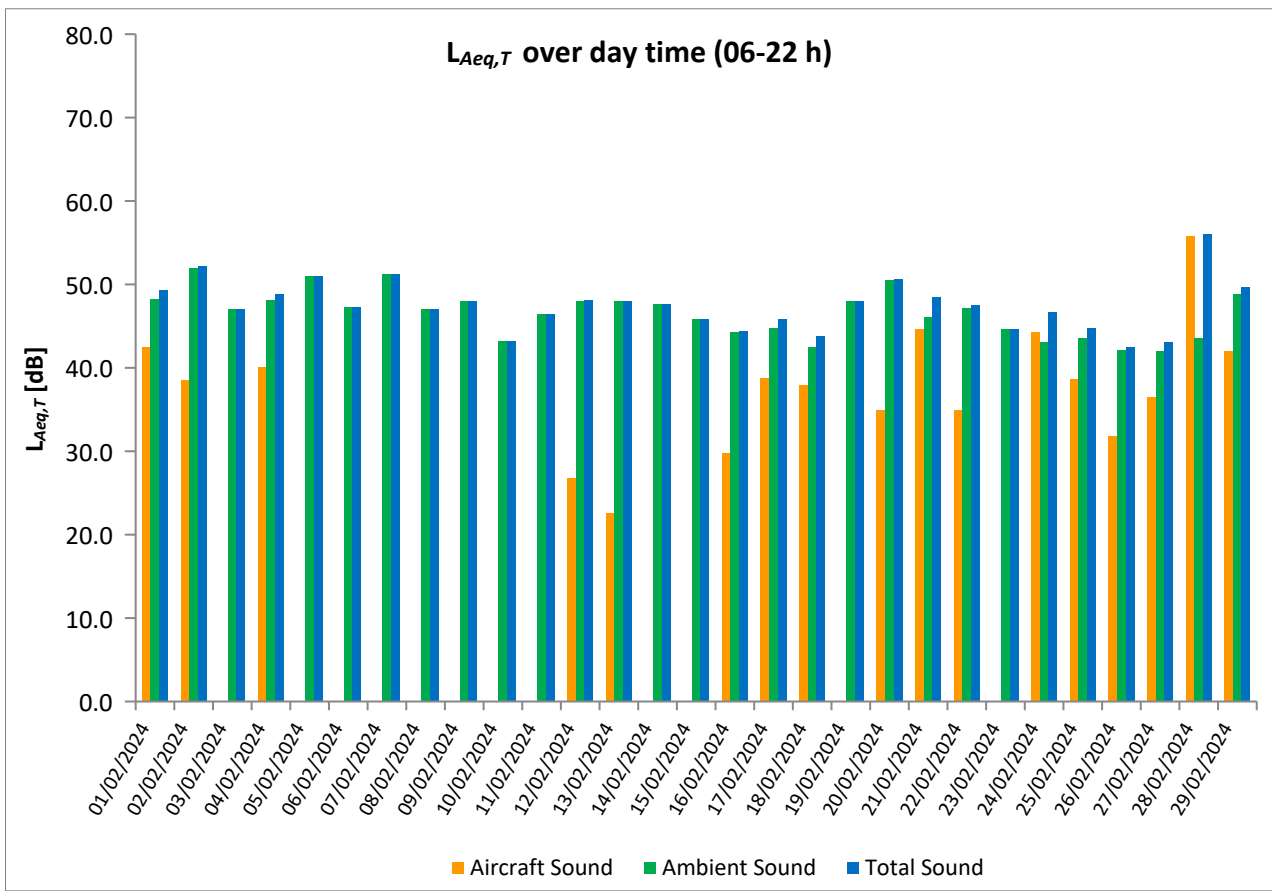
* Availability < 50%

** One or more events measured at wind speed above 5 m/s, not included into calculation

Equivalent Continuous Sound Pressure Level

MP12 Praha 17 - Řepy

February 2024



Equivalent Continuous Sound Pressure Level

MP13 Suchdol

February 2024

	Total Sound [dB]		Aircraft Sound [dB]		Ambient Sound [dB]	
	L _{Aeq,T} DAY	L _{Aeq,T} NIGHT	L _{Aeq,T} DAY	L _{Aeq,T} NIGHT	L _{Aeq,T} DAY	L _{Aeq,T} NIGHT
01/02/2024	55.2	50.2	54.5	49.9	47.3	38.0
02/02/2024	56.3	51.6	55.8	51.3	46.8	40.3
03/02/2024	54.8	47.8	54.0	45.8	46.7	43.4
04/02/2024	56.4	51.2	55.9**	50.4**	47.3	43.5
05/02/2024	57.4	*	56.8	*	48.8	*
06/02/2024	54.5	49.1	53.4	47.6	48.1	43.7
07/02/2024	54.9	*	54.4	*	45.4	*
08/02/2024	55.4	50.3	55.0	50.0	45.2	37.9
09/02/2024	56.6	51.2	55.9	50.9	48.6	39.1
10/02/2024	52.9	45.2	52.4	44.3	43.6	37.7
11/02/2024	56.4	50.8	56.0	50.5	46.3	39.2
12/02/2024	55.4	51.6	54.9	51.2	45.8	41.0
13/02/2024	53.9	50.4	53.4	50.1	44.9	38.7
14/02/2024	55.4	49.6	54.8	49.1	45.9	39.4
15/02/2024	55.0	50.4	54.6	50.1	45.0	38.5
16/02/2024	55.9	50.1	55.6	49.8	44.8	38.3
17/02/2024	54.4	49.3	53.9	49.0	45.1	38.6
18/02/2024	55.2	49.2	54.8	48.9	44.9	37.9
19/02/2024	56.2	51.0	55.7	50.7	47.0	40.3
20/02/2024	54.0	50.2	53.4	49.5	45.1	42.0
21/02/2024	55.0	49.9	54.6	49.6	45.1	38.8
22/02/2024	56.7	48.5	56.1	47.9	47.2	39.5
23/02/2024	55.8	51.5	55.4	50.9	45.6	42.3
24/02/2024	54.3	49.0	53.4	48.7	47.0	37.4
25/02/2024	54.9	48.2	54.4	47.8	45.6	38.0
26/02/2024	59.0	50.3	54.9	50.1	56.9	37.3
27/02/2024	52.5	49.7	51.9	49.5	43.5	37.6
28/02/2024	53.8	49.5	53.1	49.1	45.3	39.0
29/02/2024	54.3	48.7	53.4	48.4	46.7	36.8
Sum	55.4	50.1	54.7	49.7	47.6	40.4

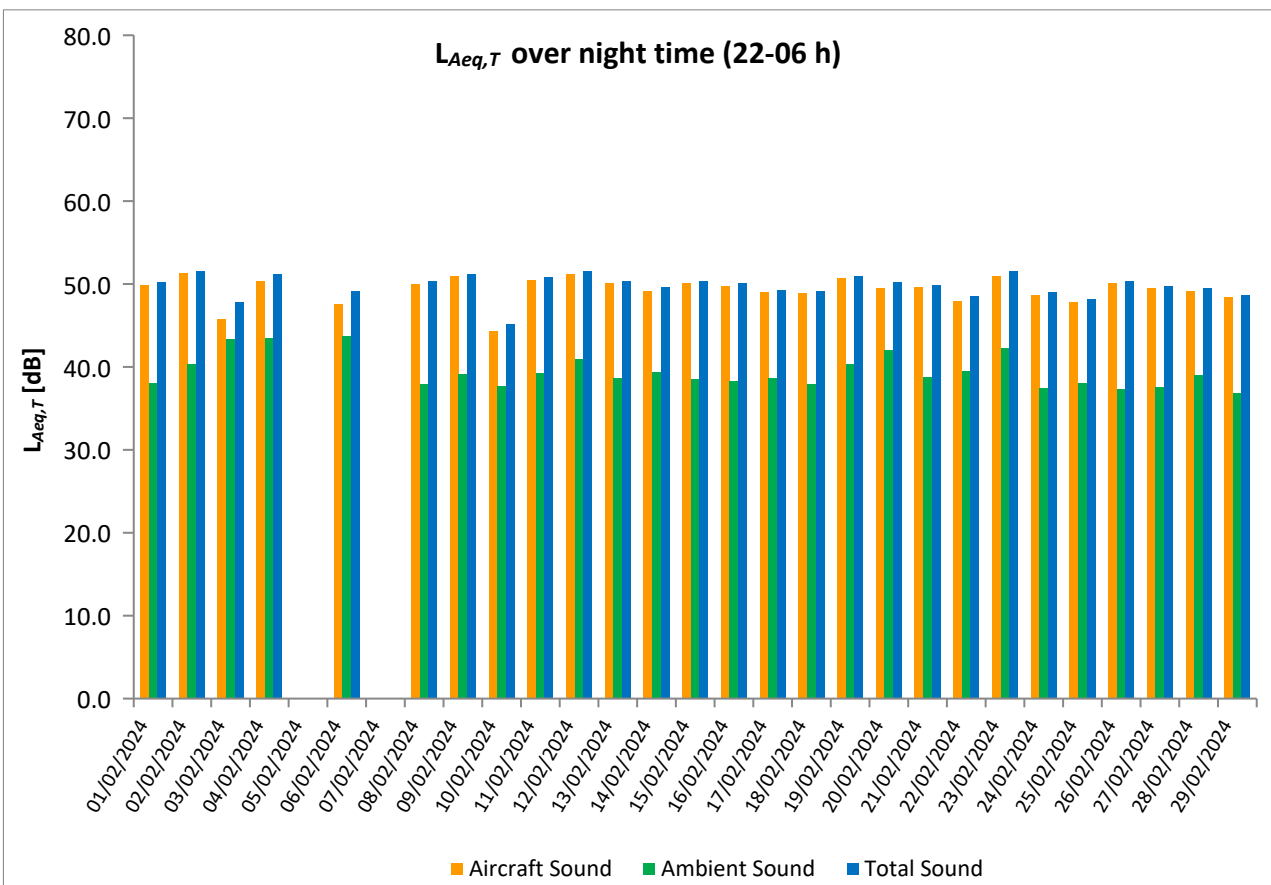
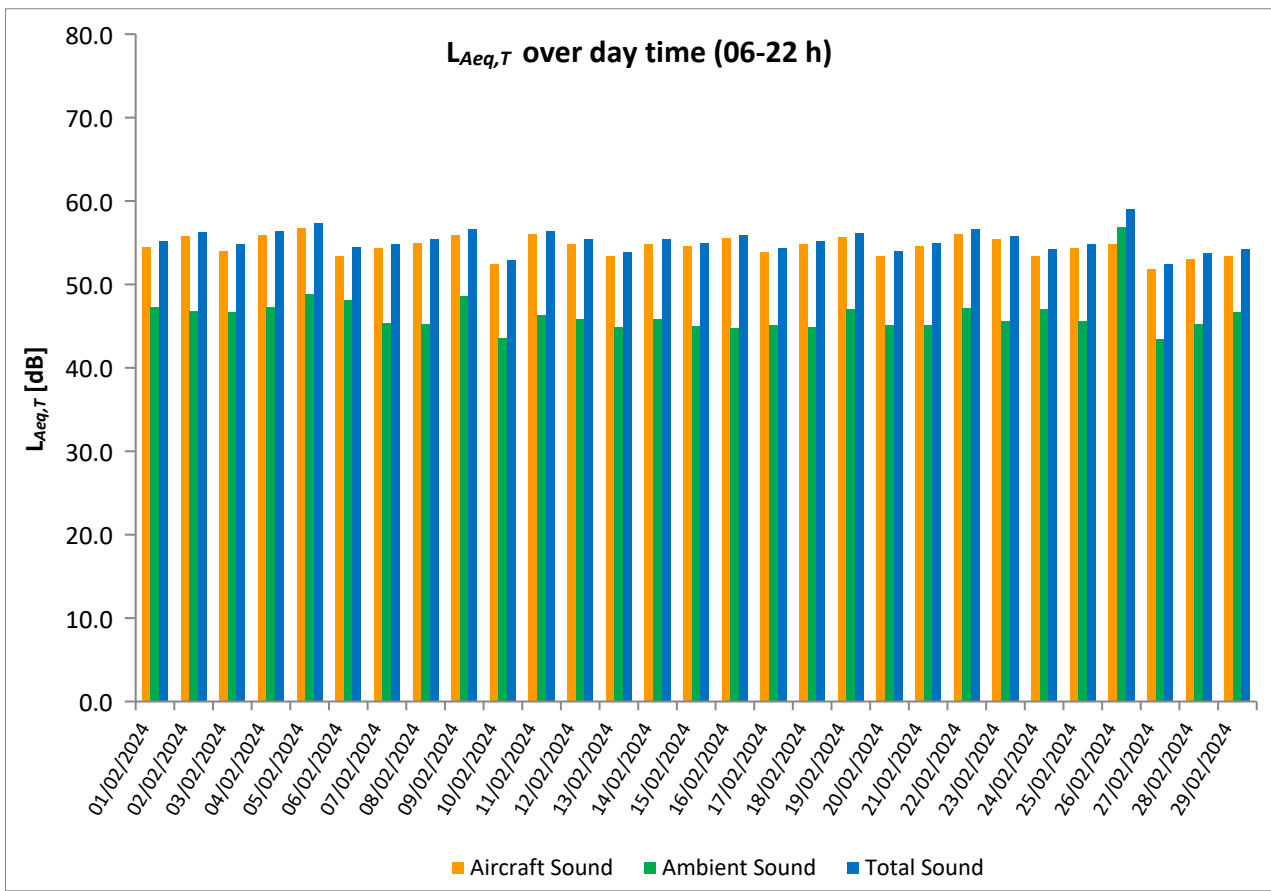
* Availability < 50%

** One or more events measured at wind speed above 5 m/s, not included into calculation

Equivalent Continuous Sound Pressure Level

MP13 Suchdol

February 2024



Equivalent Continuous Sound Pressure Level

MP14 Malé Kyšice

February 2024



	Total Sound [dB]		Aircraft Sound [dB]		Ambient Sound [dB]	
	L _{Aeq,T} DAY	L _{Aeq,T} NIGHT	L _{Aeq,T} DAY	L _{Aeq,T} NIGHT	L _{Aeq,T} DAY	L _{Aeq,T} NIGHT
01/02/2024	48.4	44.5	46.9	43.1	43.1	38.8
02/02/2024	49.1	46.2	47.3	45.8	44.4	35.3
03/02/2024	47.5	46.4	45.3	45.7	43.5	38.0
04/02/2024	46.7	46.4	43.4	45.2	44.1	40.4
05/02/2024	50.9	45.8	45.2	40.6	49.5	44.3
06/02/2024	46.0	41.2	42.9	35.8	43.1	39.8
07/02/2024	65.3	47.6	45.0	42.9	65.2	45.8
08/02/2024	48.2	45.9	46.4	45.6	43.5	34.0
09/02/2024	48.9	47.5	47.1	47.1	44.2	36.9
10/02/2024	52.9	49.1	52.3	48.7	43.5	39.1
11/02/2024	48.8	45.9	47.4	45.6	43.2	34.4
12/02/2024	50.7	44.1	48.7	43.4	46.6	35.8
13/02/2024	48.8	43.3	46.6	42.7	44.6	35.0
14/02/2024	50.0	43.0	47.4	42.4	46.6	34.6
15/02/2024	52.2	47.2	49.3	46.7	49.0	37.9
16/02/2024	50.5	48.8	49.2	48.6	44.9	35.8
17/02/2024	48.4	47.3	45.6	46.0	45.2	41.1
18/02/2024	49.8	47.4	48.0	46.6	45.0	40.0
19/02/2024	49.3	46.2	47.9	44.9	43.8	40.1
20/02/2024	49.8	42.7	47.9	42.1	45.3	33.2
21/02/2024	48.9	45.0	47.4	44.7	43.7	33.3
22/02/2024	47.0	44.2	44.7	43.5	43.3	36.0
23/02/2024	57.7	49.3	48.6	48.4	57.1	41.8
24/02/2024	49.7	45.3	48.2	45.0	44.5	33.9
25/02/2024	53.3	49.7	52.7	49.2	44.0	40.4
26/02/2024	50.3	45.1	49.2	44.5	44.0	35.9
27/02/2024	52.5	43.2	52.0	42.5	42.6	34.9
28/02/2024	49.0	47.4	47.0	46.6	44.6	39.2
29/02/2024	54.4	45.3	54.0	45.1	43.5	33.2
Sum	53.5	46.4	48.6	45.5	51.8	38.8

* Availability < 50%

** One or more events measured at wind speed above 5 m/s, not included into calculation

Equivalent Continuous Sound Pressure Level

MP14 Malé Kyšice

February 2024

